University of California, San Diego Survey of Parking Space Occupancy Levels
Lot P108: Allocated: Telephone Company Vehicle Parking Spaces
Average Weekday Demand at Peak: Percentages

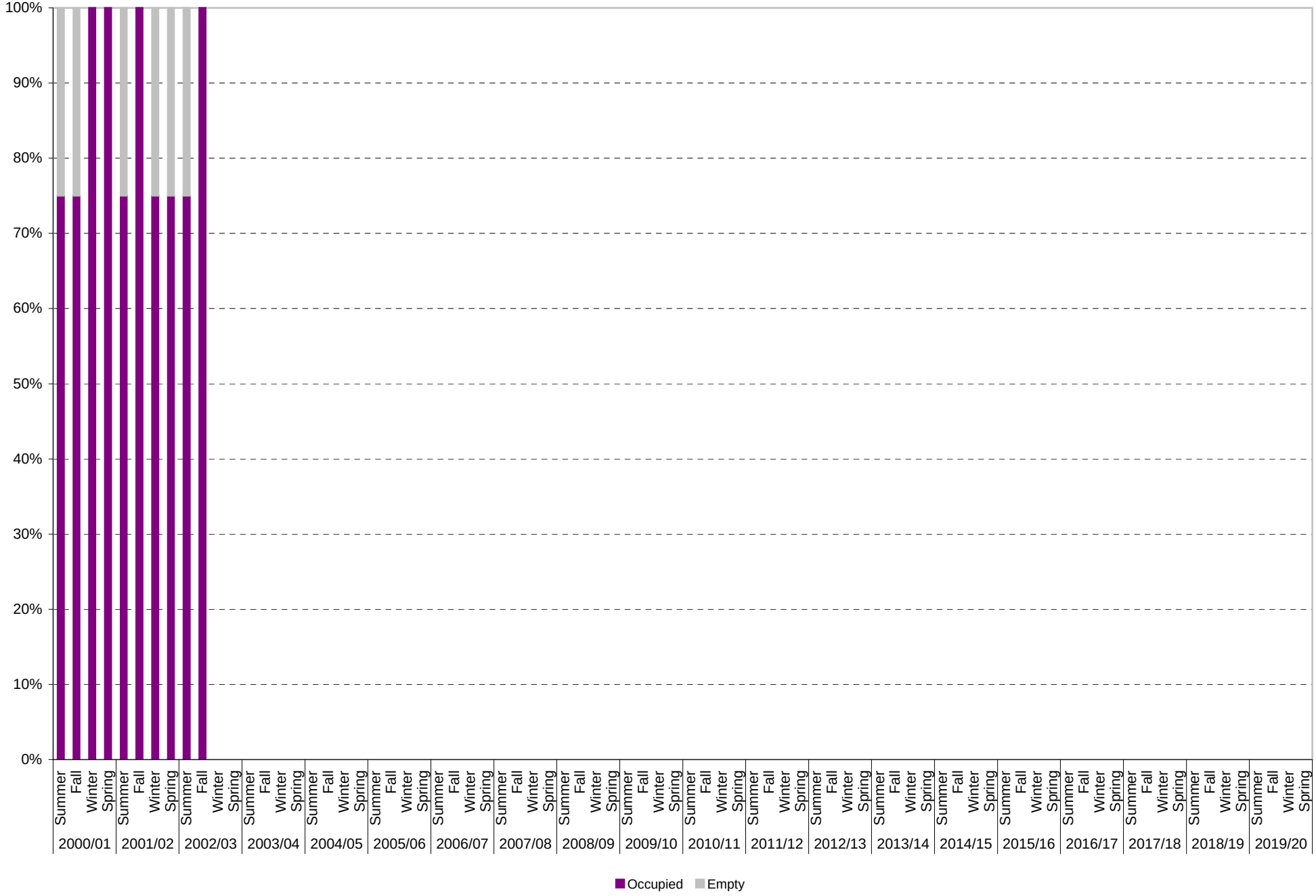

University of California, San Diego Survey of Parking Space Occupancy Levels
Lot P108: Allocated: Telephone Company Vehicle Parking Spaces
Average Weekday Demand at Peak: Volumes

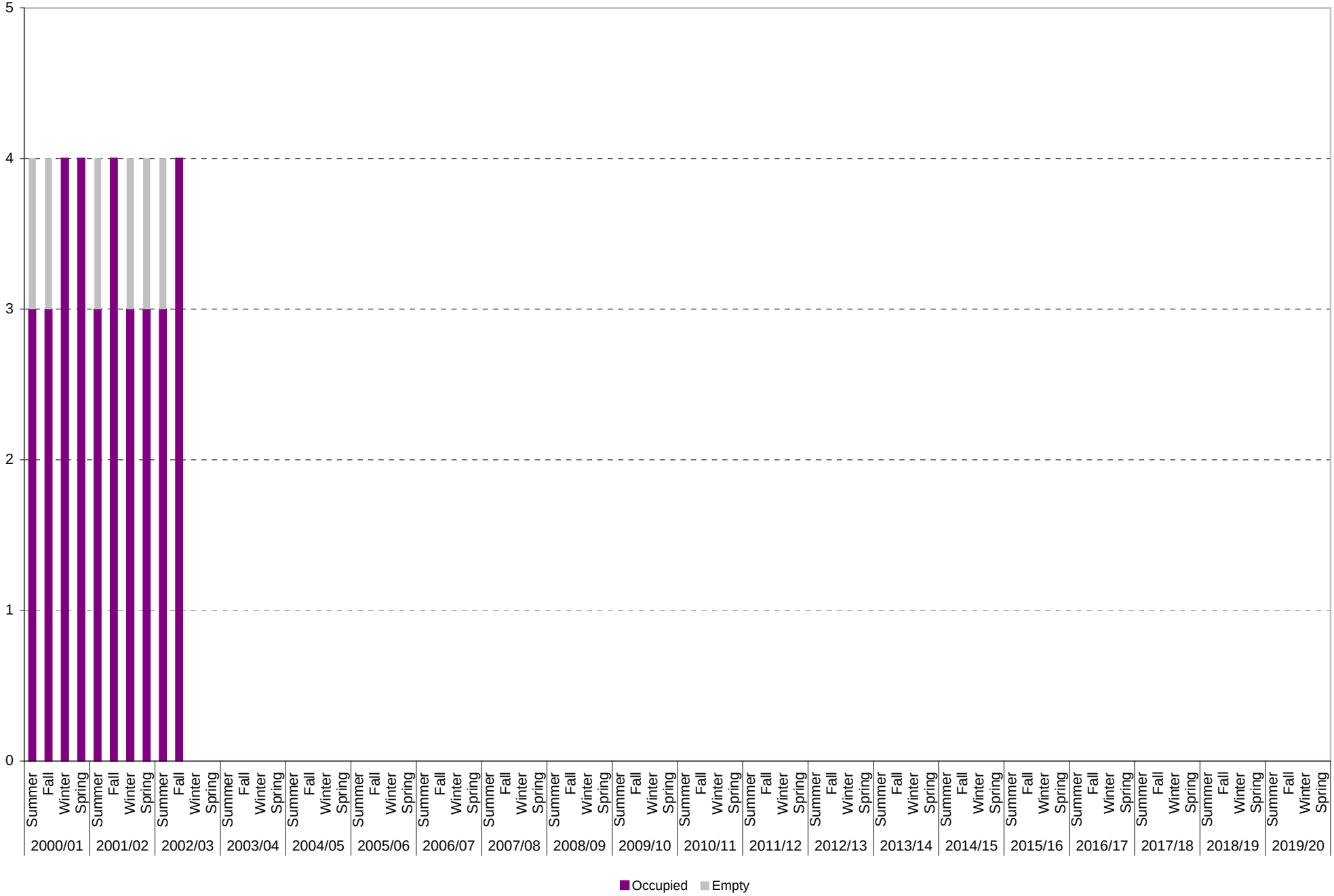

University of California, San Diego Survey of Parking Space Occupancy Levels
Lot P108: Allocated: Telephone Company Vehicle Parking Spaces
Average Weekday Demand

| | | Parking Spaces | Average Empty Parking Spaces | | | | | | | | | | At Peak | | |
|---|---|---|---|---|---|---|---|---|---|---|---|---|---|---|---|
| | | | 8:00 am | 9:00 am | 10:00 am | 11:00 am | 12:00 pm | 1:00 pm | 2:00 pm | 3:00 pm | 4:00 pm | 5:00 pm | Empty Spaces | Occupied Spaces | % Occupied |
| 2000/01 | Summer | 4 | 1 | 1 | 1 | 1 | 1 | 1 | 1 | 2 | 2 | 2 | 1 | 3 | 75% |
| | Fall | 4 | 1 | 1 | 2 | 2 | 2 | 2 | 1 | 1 | 1 | 1 | 1 | 3 | 75% |
| | Winter | 4 | 1 | 1 | 0 | 0 | 1 | 1 | 1 | 1 | 1 | 1 | 0 | 4 | 100% |
| | Spring | 4 | 2 | 2 | 1 | 1 | 1 | 2 | 1 | 0 | 1 | 1 | 0 | 4 | 100% |
| 2001/02 | Summer | 4 | 1 | 1 | 1 | 1 | 1 | 1 | 1 | 1 | 1 | 2 | 1 | 3 | 75% |
| | Fall | 4 | 1 | 1 | 0 | 1 | 1 | 2 | 1 | 1 | 1 | 1 | 0 | 4 | 100% |
| | Winter | 4 | 1 | 1 | 1 | 1 | 1 | 1 | 1 | 1 | 2 | 2 | 1 | 3 | 75% |
| | Spring | 4 | 1 | 1 | 1 | 1 | 2 | 1 | 1 | 1 | 2 | 2 | 1 | 3 | 75% |
| 2002/03 | Summer | 4 | 1 | 1 | 1 | 1 | 1 | 1 | 1 | 1 | 1 | 2 | 1 | 3 | 75% |
| | Fall | 4 | 2 | 2 | 0 | 1 | 1 | 1 | 1 | 1 | 2 | 1 | 0 | 4 | 100% |
| | Winter | | | | | | | | | | | | | | |
| | Spring | | | | | | | | | | | | | | |
| 2003/04 | Summer | | | | | | | | | | | | | | |
| | Fall | | | | | | | | | | | | | | |
| | Winter | | | | | | | | | | | | | | |
| | Spring | | | | | | | | | | | | | | |
| 2004/05 | Summer | | | | | | | | | | | | | | |
| | Fall | | | | | | | | | | | | | | |
| | Winter | | | | | | | | | | | | | | |
| | Spring | | | | | | | | | | | | | | |
| 2005/06 | Summer | | | | | | | | | | | | | | |
| | Fall | | | | | | | | | | | | | | |
| | Winter | | | | | | | | | | | | | | |
| | Spring | | | | | | | | | | | | | | |
| 2006/07 | Summer | | | | | | | | | | | | | | |
| | Fall | | | | | | | | | | | | | | |
| | Winter | | | | | | | | | | | | | | |
| | Spring | | | | | | | | | | | | | | |
| 2007/08 | Summer | | | | | | | | | | | | | | |
| | Fall | | | | | | | | | | | | | | |
| | Winter | | | | | | | | | | | | | | |
| | Spring | | | | | | | | | | | | | | |
| 2008/09 | Summer | | | | | | | | | | | | | | |
| | Fall | | | | | | | | | | | | | | |
| | Winter | | | | | | | | | | | | | | |
| | Spring | | | | | | | | | | | | | | |
| 2009/10 | Summer | | | | | | | | | | | | | | |
| | Fall | | | | | | | | | | | | | | |
| | Winter | | | | | | | | | | | | | | |
| | Spring | | | | | | | | | | | | | | |
| 2010/11 | Summer | | | | | | | | | | | | | | |
| | Fall | | | | | | | | | | | | | | |
| | Winter | | | | | | | | | | | | | | |
| | Spring | | | | | | | | | | | | | | |
| 2011/12 | Summer | | | | | | | | | | | | | | |
| | Fall | | | | | | | | | | | | | | |
| | Winter | | | | | | | | | | | | | | |
| | Spring | | | | | | | | | | | | | | |
| 2012/13 | Summer | | | | | | | | | | | | | | |
| | Fall | | | | | | | | | | | | | | |
| | Winter | | | | | | | | | | | | | | |
| | Spring | | | | | | | | | | | | | | |
| 2013/14 | Summer | | | | | | | | | | | | | | |
| | Fall | | | | | | | | | | | | | | |
| | Winter | | | | | | | | | | | | | | |
| | Spring | | | | | | | | | | | | | | |

| | | Parking Spaces | Average Empty Parking Spaces | | | | | | | | | | At Peak | | |
|---|---|---|---|---|---|---|---|---|---|---|---|---|---|---|---|
| | | | 8:00 am | 9:00 am | 10:00 am | 11:00 am | 12:00 pm | 1:00 pm | 2:00 pm | 3:00 pm | 4:00 pm | 5:00 pm | Empty Spaces | Occupied Spaces | % Occupied |
| 2014/15 | Summer<br>Fall<br>Winter<br>Spring | | | | | | | | | | | | | | |
| 2015/16 | Summer<br>Fall<br>Winter<br>Spring | | | | | | | | | | | | | | |
| 2016/17 | Summer<br>Fall<br>Winter<br>Spring | | | | | | | | | | | | | | |
| 2017/18 | Summer<br>Fall<br>Winter<br>Spring | | | | | | | | | | | | | | |
| 2018/19 | Summer<br>Fall<br>Winter<br>Spring | | | | | | | | | | | | | | |
| 2019/20 | Summer<br>Fall<br>Winter<br>Spring | | | | | | | | | | | | | | |

University of California, San Diego Survey of Parking Space Occupancy Levels
Lot P108: Accessible Parking Spaces
Average Weekday Demand at Peak: Percentages

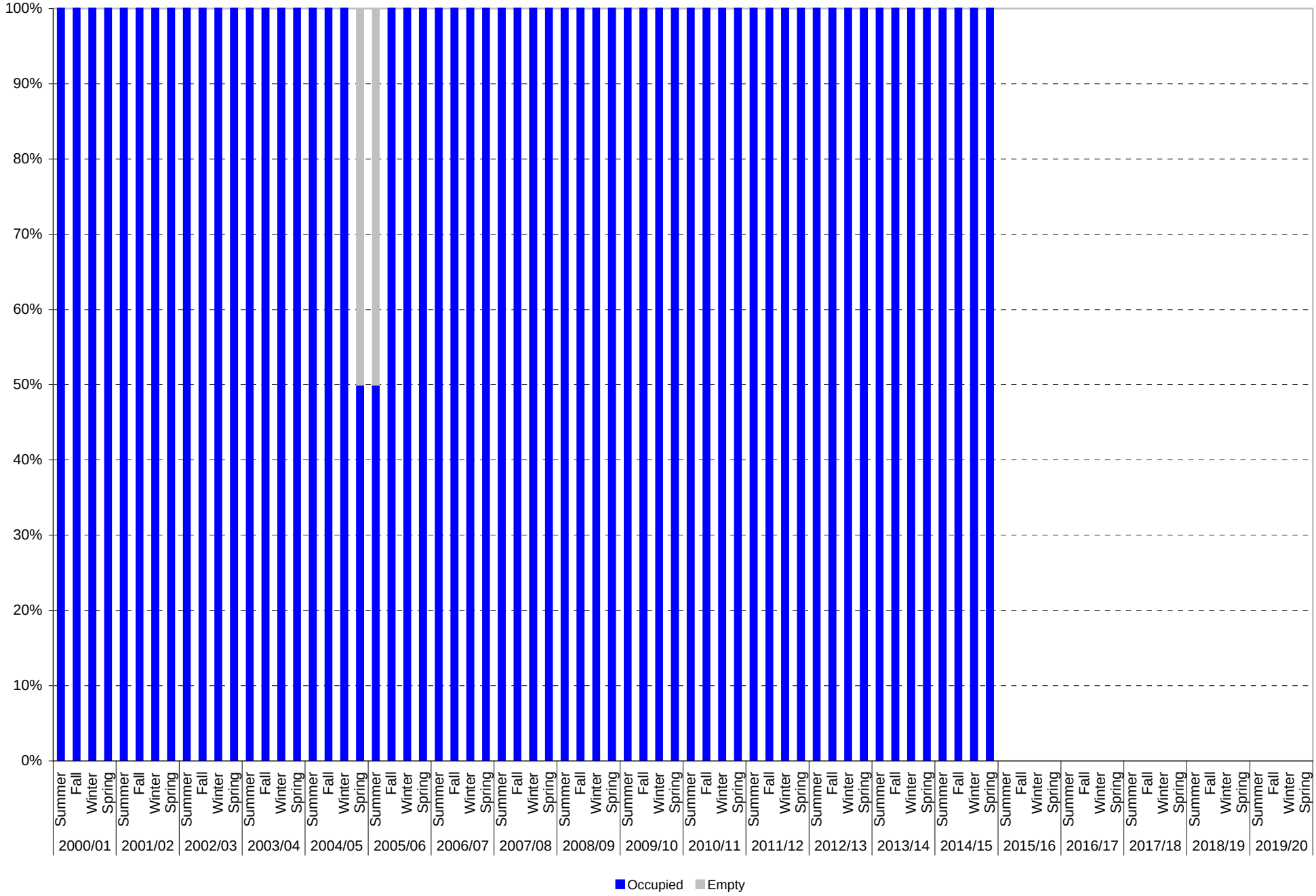

University of California, San Diego Survey of Parking Space Occupancy Levels
Lot P108: Accessible Parking Spaces
Average Weekday Demand at Peak: Volumes

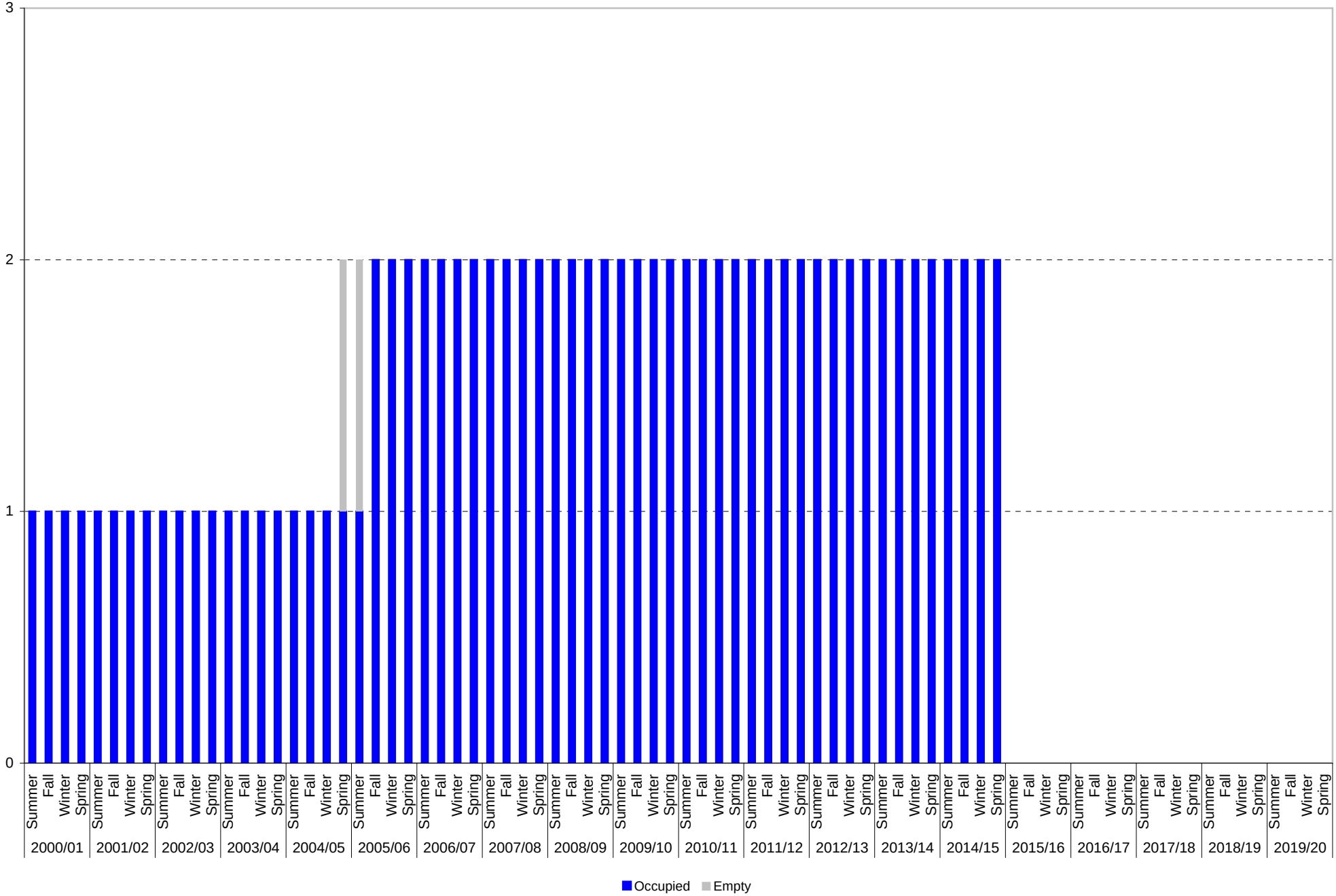

University of California, San Diego Survey of Parking Space Occupancy Levels
Lot P108: Accessible Parking Spaces
Average Weekday Demand

| | | Parking Spaces | Average Empty Parking Spaces | | | | | | | | | | At Peak | | |
|---|---|---|---|---|---|---|---|---|---|---|---|---|---|---|---|
| | | | 8:00 am | 9:00 am | 10:00 am | 11:00 am | 12:00 pm | 1:00 pm | 2:00 pm | 3:00 pm | 4:00 pm | 5:00 pm | Empty Spaces | Occupied Spaces | % Occupied |
| 2000/01 | Summer | 1 | 0 | 0 | 0 | 0 | 0 | 0 | 0 | 1 | 1 | 1 | 0 | 1 | 100% |
| | Fall | 1 | 1 | 1 | 0 | 0 | 0 | 0 | 0 | 0 | 1 | 1 | 0 | 1 | 100% |
| | Winter | 1 | 1 | 1 | 1 | 0 | 1 | 1 | 1 | 1 | 1 | 1 | 0 | 1 | 100% |
| | Spring | 1 | 1 | 1 | 1 | 1 | 0 | 0 | 0 | 0 | 0 | 1 | 0 | 1 | 100% |
| 2001/02 | Summer | 1 | 1 | 1 | 1 | 0 | 0 | 0 | 0 | 0 | 0 | 0 | 0 | 1 | 100% |
| | Fall | 1 | 1 | 1 | 0 | 0 | 0 | 1 | 1 | 1 | 1 | 1 | 0 | 1 | 100% |
| | Winter | 1 | 1 | 0 | 0 | 0 | 0 | 1 | 0 | 0 | 0 | 0 | 0 | 1 | 100% |
| | Spring | 1 | 0 | 0 | 0 | 0 | 0 | 0 | 0 | 0 | 0 | 0 | 0 | 1 | 100% |
| 2002/03 | Summer | 1 | 0 | 0 | 0 | 0 | 0 | 0 | 0 | 0 | 0 | 1 | 0 | 1 | 100% |
| | Fall | 1 | 0 | 0 | 0 | 0 | 0 | 0 | 0 | 0 | 0 | 0 | 0 | 1 | 100% |
| | Winter | 1 | 0 | 0 | 0 | 0 | 0 | 0 | 0 | 0 | 0 | 0 | 0 | 1 | 100% |
| | Spring | 1 | 0 | 0 | 0 | 0 | 0 | 0 | 0 | 0 | 0 | 1 | 0 | 1 | 100% |
| 2003/04 | Summer | 1 | 0 | 0 | 0 | 0 | 0 | 0 | 0 | 0 | 0 | 0 | 0 | 1 | 100% |
| | Fall | 1 | 0 | 0 | 0 | 0 | 0 | 0 | 0 | 0 | 1 | 1 | 0 | 1 | 100% |
| | Winter | 1 | 0 | 0 | 0 | 0 | 0 | 0 | 0 | 0 | 0 | 0 | 0 | 1 | 100% |
| | Spring | 1 | 0 | 0 | 0 | 0 | 0 | 0 | 0 | 0 | 1 | 1 | 0 | 1 | 100% |
| 2004/05 | Summer | 1 | 0 | 0 | 0 | 0 | 0 | 0 | 0 | 0 | 0 | 0 | 0 | 1 | 100% |
| | Fall | 1 | 0 | 0 | 0 | 0 | 0 | 0 | 0 | 0 | 0 | 0 | 0 | 1 | 100% |
| | Winter | 1 | 0 | 0 | 0 | 0 | 1 | 0 | 0 | 0 | 1 | 1 | 0 | 1 | 100% |
| | Spring | 2 | 1 | 1 | 1 | 1 | 1 | 1 | 1 | 1 | 1 | 1 | 1 | 1 | 50% |
| 2005/06 | Summer | 2 | 1 | 1 | 1 | 1 | 1 | 1 | 1 | 1 | 2 | 2 | 1 | 1 | 50% |
| | Fall | 2 | 0 | 0 | 0 | 0 | 1 | 0 | 0 | 1 | 1 | 1 | 0 | 2 | 100% |
| | Winter | 2 | 0 | 0 | 0 | 0 | 0 | 0 | 0 | 0 | 0 | 1 | 0 | 2 | 100% |
| | Spring | 2 | 1 | 0 | 0 | 0 | 0 | 0 | 0 | 0 | 0 | 1 | 0 | 2 | 100% |
| 2006/07 | Summer | 2 | 0 | 0 | 0 | 0 | 1 | 0 | 1 | 1 | 1 | 1 | 0 | 2 | 100% |
| | Fall | 2 | 0 | 0 | 0 | 0 | 0 | 0 | 0 | 0 | 0 | 1 | 0 | 2 | 100% |
| | Winter | 2 | 1 | 0 | 0 | 0 | 0 | 0 | 0 | 0 | 1 | 1 | 0 | 2 | 100% |
| | Spring | 2 | 0 | 0 | 0 | 1 | 0 | 1 | 1 | 0 | 1 | 1 | 0 | 2 | 100% |
| 2007/08 | Summer | 2 | 0 | 0 | 0 | 0 | 1 | 0 | 0 | 0 | 1 | 1 | 0 | 2 | 100% |
| | Fall | 2 | 1 | 1 | 0 | 0 | 0 | 1 | 1 | 1 | 1 | 1 | 0 | 2 | 100% |
| | Winter | 2 | 0 | 0 | 0 | 0 | 0 | 0 | 0 | 0 | 1 | 1 | 0 | 2 | 100% |
| | Spring | 2 | 0 | 0 | 1 | 0 | 0 | 0 | 0 | 0 | 0 | 1 | 0 | 2 | 100% |
| 2008/09 | Summer | 2 | 1 | 1 | 1 | 1 | 1 | 0 | 1 | 1 | 1 | 2 | 0 | 2 | 100% |
| | Fall | 2 | 1 | 1 | 1 | 1 | 0 | 1 | 1 | 1 | 1 | 1 | 0 | 2 | 100% |
| | Winter | 2 | 0 | 0 | 0 | 1 | 1 | 1 | 1 | 1 | 1 | 1 | 0 | 2 | 100% |
| | Spring | 2 | 0 | 0 | 0 | 0 | 0 | 0 | 0 | 1 | 1 | 1 | 0 | 2 | 100% |
| 2009/10 | Summer | 2 | 1 | 0 | 0 | 0 | 0 | 0 | 1 | 1 | 1 | 1 | 0 | 2 | 100% |
| | Fall | 2 | 0 | 0 | 0 | 0 | 0 | 0 | 0 | 1 | 1 | 2 | 0 | 2 | 100% |
| | Winter | 2 | 1 | 0 | 0 | 0 | 0 | 0 | 1 | 1 | 1 | 2 | 0 | 2 | 100% |
| | Spring | 2 | 0 | 0 | 0 | 0 | 0 | 0 | 1 | 2 | 2 | 2 | 0 | 2 | 100% |
| 2010/11 | Summer | 2 | 0 | 0 | 0 | 0 | 0 | 1 | 1 | 1 | 2 | 2 | 0 | 2 | 100% |
| | Fall | 2 | 0 | 0 | 0 | 0 | 0 | 0 | 1 | 1 | 1 | 1 | 0 | 2 | 100% |
| | Winter | 2 | 0 | 0 | 0 | 0 | 1 | 1 | 1 | 0 | 0 | 1 | 0 | 2 | 100% |
| | Spring | 2 | 0 | 0 | 0 | 0 | 0 | 0 | 0 | 1 | 1 | 2 | 0 | 2 | 100% |
| 2011/12 | Summer | 2 | 0 | 0 | 0 | 0 | 0 | 1 | 1 | 0 | 1 | 2 | 0 | 2 | 100% |
| | Fall | 2 | 0 | 0 | 0 | 0 | 0 | 1 | 0 | 0 | 0 | 1 | 0 | 2 | 100% |
| | Winter | 2 | 1 | 0 | 0 | 0 | 0 | 1 | 1 | 1 | 1 | 1 | 0 | 2 | 100% |
| | Spring | 2 | 1 | 0 | 0 | 0 | 0 | 1 | 1 | 2 | 1 | 2 | 0 | 2 | 100% |
| 2012/13 | Summer | 2 | 0 | 0 | 0 | 1 | 1 | 2 | 2 | 2 | 2 | 1 | 0 | 2 | 100% |
| | Fall | 2 | 1 | 0 | 0 | 0 | 0 | 1 | 1 | 1 | 2 | 2 | 0 | 2 | 100% |
| | Winter | 2 | 0 | 0 | 0 | 0 | 0 | 1 | 1 | 1 | 1 | 2 | 0 | 2 | 100% |
| | Spring | 2 | 0 | 0 | 0 | 0 | 1 | 1 | 1 | 1 | 1 | 2 | 0 | 2 | 100% |
| 2013/14 | Summer | 2 | 1 | 1 | 1 | 0 | 1 | 1 | 1 | 0 | 1 | 2 | 0 | 2 | 100% |
| | Fall | 2 | 0 | 0 | 0 | 0 | 0 | 1 | 0 | 0 | 1 | 2 | 0 | 2 | 100% |
| | Winter | 2 | 0 | 0 | 0 | 0 | 0 | 1 | 1 | 1 | 1 | 2 | 0 | 2 | 100% |
| | Spring | 2 | 0 | 0 | 0 | 0 | 0 | 0 | 0 | 0 | 0 | 2 | 0 | 2 | 100% |

| | | Parking Spaces | Average Empty Parking Spaces | | | | | | | | | | At Peak | | |
|---|---|---|---|---|---|---|---|---|---|---|---|---|---|---|---|
| | | | 8:00 am | 9:00 am | 10:00 am | 11:00 am | 12:00 pm | 1:00 pm | 2:00 pm | 3:00 pm | 4:00 pm | 5:00 pm | Empty Spaces | Occupied Spaces | % Occupied |
| 2014/15 | Summer | 2 | 1 | 0 | 0 | 0 | 0 | 1 | 1 | 1 | 1 | 2 | 0 | 2 | 100% |
| | Fall | 2 | 1 | 0 | 0 | 0 | 0 | 0 | 0 | 1 | 1 | 2 | 0 | 2 | 100% |
| | Winter | 2 | 1 | 0 | 0 | 0 | 0 | 0 | 1 | 1 | 1 | 1 | 0 | 2 | 100% |
| | Spring | 2 | 2 | 1 | 1 | 1 | 1 | 1 | 1 | 1 | 0 | 2 | 0 | 2 | 100% |
| 2015/16 | Summer | | | | | | | | | | | | | | |
| | Fall | | | | | | | | | | | | | | |
| | Winter | | | | | | | | | | | | | | |
| | Spring | | | | | | | | | | | | | | |
| 2016/17 | Summer | | | | | | | | | | | | | | |
| | Fall | | | | | | | | | | | | | | |
| | Winter | | | | | | | | | | | | | | |
| | Spring | | | | | | | | | | | | | | |
| 2017/18 | Summer | | | | | | | | | | | | | | |
| | Fall | | | | | | | | | | | | | | |
| | Winter | | | | | | | | | | | | | | |
| | Spring | | | | | | | | | | | | | | |
| 2018/19 | Summer | | | | | | | | | | | | | | |
| | Fall | | | | | | | | | | | | | | |
| | Winter | | | | | | | | | | | | | | |
| | Spring | | | | | | | | | | | | | | |
| 2019/20 | Summer | | | | | | | | | | | | | | |
| | Fall | | | | | | | | | | | | | | |
| | Winter | | | | | | | | | | | | | | |
| | Spring | | | | | | | | | | | | | | |

University of California, San Diego Survey of Parking Space Occupancy Levels
Lot P108: UC Vehicle Parking Spaces
Average Weekday Demand at Peak: Percentages

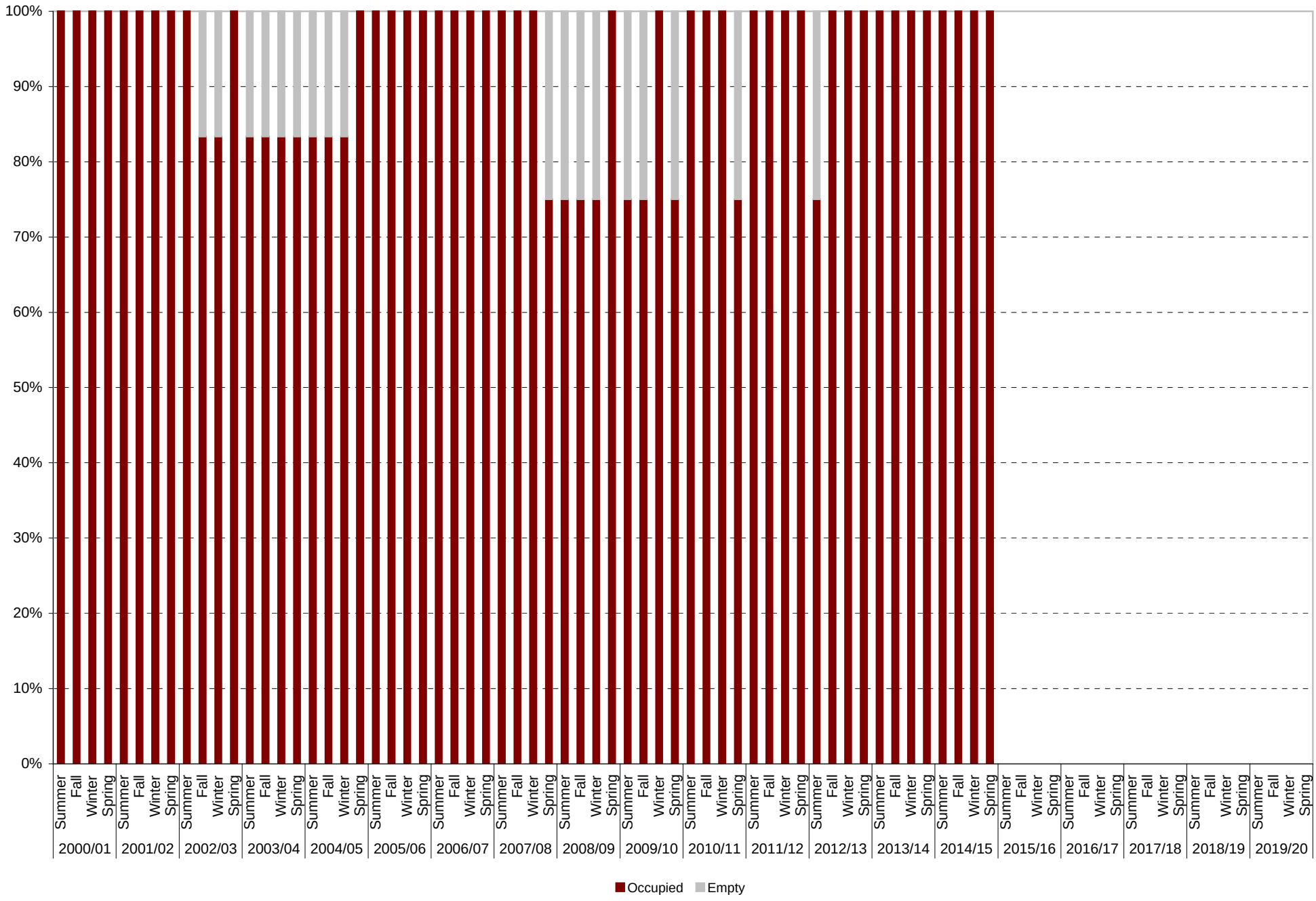

University of California, San Diego Survey of Parking Space Occupancy Levels
Lot P108: UC Vehicle Parking Spaces
Average Weekday Demand at Peak: Volumes

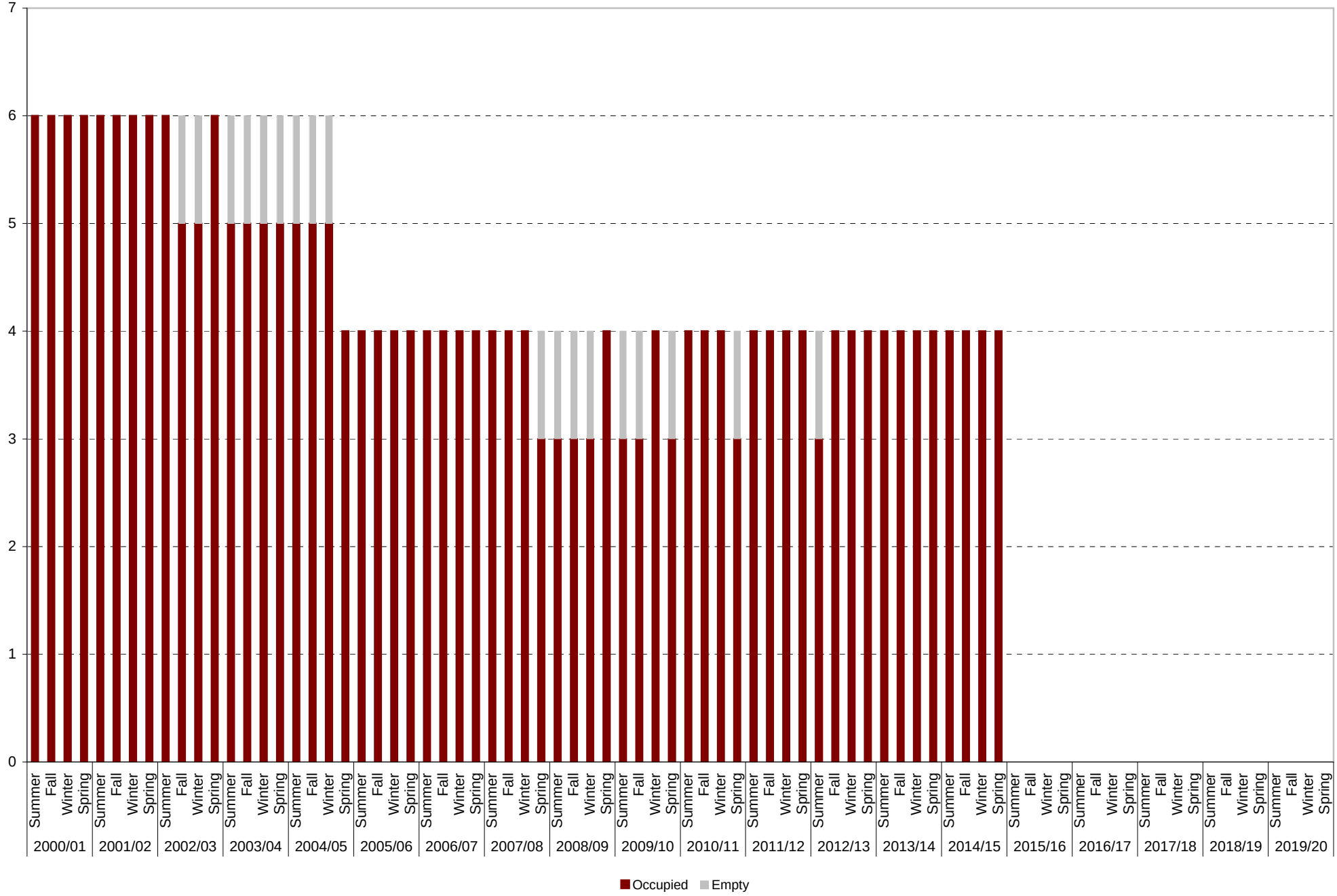

University of California, San Diego Survey of Parking Space Occupancy Levels
Lot P108: UC Vehicle Parking Spaces
Average Weekday Demand

| | | Parking Spaces | Average Empty Parking Spaces | | | | | | | | | | At Peak | | |
|---|---|---|---|---|---|---|---|---|---|---|---|---|---|---|---|
| | | | 8:00 am | 9:00 am | 10:00 am | 11:00 am | 12:00 pm | 1:00 pm | 2:00 pm | 3:00 pm | 4:00 pm | 5:00 pm | Empty Spaces | Occupied Spaces | % Occupied |
| 2000/01 | Summer | 6 | 0 | 0 | 1 | 0 | 1 | 0 | 0 | 2 | 2 | 2 | 0 | 6 | 100% |
| | Fall | 6 | 0 | 0 | 1 | 1 | 0 | 2 | 1 | 1 | 1 | 1 | 0 | 6 | 100% |
| | Winter | 6 | 1 | 0 | 1 | 0 | 0 | 0 | 0 | 0 | 1 | 1 | 0 | 6 | 100% |
| | Spring | 6 | 1 | 2 | 1 | 0 | 1 | 1 | 1 | 2 | 2 | 2 | 0 | 6 | 100% |
| 2001/02 | Summer | 6 | 1 | 1 | 1 | 0 | 0 | 2 | 1 | 2 | 2 | 2 | 0 | 6 | 100% |
| | Fall | 6 | 1 | 0 | 0 | 0 | 1 | 1 | 0 | 1 | 1 | 2 | 0 | 6 | 100% |
| | Winter | 6 | 1 | 1 | 1 | 0 | 0 | 1 | 1 | 0 | 1 | 2 | 0 | 6 | 100% |
| | Spring | 6 | 1 | 0 | 0 | 1 | 1 | 1 | 1 | 1 | 1 | 2 | 0 | 6 | 100% |
| 2002/03 | Summer | 6 | 1 | 0 | 1 | 1 | 1 | 1 | 1 | 1 | 2 | 3 | 0 | 6 | 100% |
| | Fall | 6 | 2 | 1 | 1 | 1 | 1 | 2 | 2 | 3 | 1 | 2 | 1 | 5 | 83% |
| | Winter | 6 | 2 | 2 | 1 | 1 | 1 | 1 | 1 | 2 | 2 | 2 | 1 | 5 | 83% |
| | Spring | 6 | 1 | 1 | 1 | 2 | 2 | 1 | 0 | 1 | 1 | 1 | 0 | 6 | 100% |
| 2003/04 | Summer | 6 | 2 | 2 | 1 | 3 | 1 | 2 | 2 | 2 | 1 | 1 | 1 | 5 | 83% |
| | Fall | 6 | 1 | 1 | 1 | 2 | 2 | 1 | 2 | 2 | 2 | 2 | 1 | 5 | 83% |
| | Winter | 6 | 1 | 2 | 2 | 2 | 1 | 2 | 1 | 2 | 1 | 2 | 1 | 5 | 83% |
| | Spring | 6 | 2 | 2 | 1 | 1 | 1 | 2 | 2 | 3 | 1 | 2 | 1 | 5 | 83% |
| 2004/05 | Summer | 6 | 3 | 2 | 2 | 2 | 3 | 4 | 3 | 2 | 1 | 3 | 1 | 5 | 83% |
| | Fall | 6 | 2 | 2 | 2 | 2 | 2 | 1 | 2 | 2 | 1 | 2 | 1 | 5 | 83% |
| | Winter | 6 | 1 | 2 | 1 | 1 | 2 | 1 | 2 | 1 | 2 | 2 | 1 | 5 | 83% |
| | Spring | 4 | 2 | 1 | 1 | 0 | 0 | 0 | 2 | 0 | 1 | 1 | 0 | 4 | 100% |
| 2005/06 | Summer | 4 | 1 | 1 | 1 | 1 | 1 | 1 | 1 | 0 | 1 | 1 | 0 | 4 | 100% |
| | Fall | 4 | 1 | 0 | 0 | 0 | 1 | 0 | 0 | 0 | 0 | 1 | 0 | 4 | 100% |
| | Winter | 4 | 1 | 1 | 1 | 1 | 1 | 1 | 0 | 1 | 0 | 1 | 0 | 4 | 100% |
| | Spring | 4 | 1 | 1 | 1 | 1 | 1 | 1 | 1 | 0 | 1 | 1 | 0 | 4 | 100% |
| 2006/07 | Summer | 4 | 1 | 1 | 1 | 1 | 1 | 0 | 1 | 1 | 1 | 1 | 0 | 4 | 100% |
| | Fall | 4 | 1 | 1 | 1 | 0 | 1 | 1 | 1 | 1 | 1 | 1 | 0 | 4 | 100% |
| | Winter | 4 | 1 | 0 | 0 | 0 | 0 | 0 | 1 | 1 | 1 | 1 | 0 | 4 | 100% |
| | Spring | 4 | 1 | 1 | 1 | 0 | 2 | 1 | 1 | 1 | 1 | 1 | 0 | 4 | 100% |
| 2007/08 | Summer | 4 | 0 | 0 | 0 | 1 | 1 | 1 | 1 | 1 | 1 | 1 | 0 | 4 | 100% |
| | Fall | 4 | 1 | 1 | 1 | 0 | 1 | 0 | 0 | 0 | 1 | 1 | 0 | 4 | 100% |
| | Winter | 4 | 1 | 1 | 1 | 1 | 1 | 1 | 1 | 1 | 0 | 1 | 0 | 4 | 100% |
| | Spring | 4 | 2 | 1 | 1 | 1 | 1 | 1 | 2 | 2 | 2 | 1 | 1 | 3 | 75% |
| 2008/09 | Summer | 4 | 1 | 1 | 1 | 2 | 2 | 2 | 1 | 2 | 1 | 2 | 1 | 3 | 75% |
| | Fall | 4 | 2 | 1 | 1 | 1 | 1 | 2 | 2 | 2 | 1 | 2 | 1 | 3 | 75% |
| | Winter | 4 | 1 | 1 | 1 | 2 | 2 | 2 | 1 | 1 | 2 | 1 | 1 | 3 | 75% |
| | Spring | 4 | 1 | 1 | 1 | 1 | 1 | 1 | 1 | 0 | 1 | 1 | 0 | 4 | 100% |
| 2009/10 | Summer | 4 | 1 | 1 | 2 | 1 | 1 | 1 | 2 | 1 | 1 | 1 | 1 | 3 | 75% |
| | Fall | 4 | 1 | 1 | 1 | 1 | 1 | 1 | 1 | 1 | 1 | 1 | 1 | 3 | 75% |
| | Winter | 4 | 1 | 1 | 1 | 1 | 1 | 2 | 1 | 0 | 0 | 0 | 0 | 4 | 100% |
| | Spring | 4 | 2 | 1 | 1 | 1 | 1 | 2 | 1 | 1 | 1 | 2 | 1 | 3 | 75% |
| 2010/11 | Summer | 4 | 1 | 1 | 1 | 2 | 2 | 2 | 1 | 1 | 1 | 0 | 0 | 4 | 100% |
| | Fall | 4 | 1 | 0 | 1 | 0 | 0 | 1 | 1 | 1 | 1 | 1 | 0 | 4 | 100% |
| | Winter | 4 | 1 | 1 | 1 | 1 | 1 | 0 | 1 | 1 | 0 | 0 | 0 | 4 | 100% |
| | Spring | 4 | 3 | 3 | 2 | 2 | 1 | 1 | 2 | 1 | 1 | 1 | 1 | 3 | 75% |
| 2011/12 | Summer | 4 | 1 | 2 | 1 | 1 | 2 | 1 | 0 | 0 | 0 | 0 | 0 | 4 | 100% |
| | Fall | 4 | 2 | 2 | 1 | 1 | 1 | 0 | 1 | 1 | 0 | 1 | 0 | 4 | 100% |
| | Winter | 4 | 0 | 0 | 0 | 1 | 1 | 0 | 1 | 0 | 0 | 0 | 0 | 4 | 100% |
| | Spring | 4 | 2 | 1 | 1 | 1 | 0 | 0 | 1 | 0 | 0 | 0 | 0 | 4 | 100% |
| 2012/13 | Summer | 4 | 2 | 1 | 1 | 1 | 2 | 1 | 2 | 1 | 1 | 1 | 1 | 3 | 75% |
| | Fall | 4 | 1 | 1 | 1 | 1 | 0 | 0 | 0 | 0 | 0 | 0 | 0 | 4 | 100% |
| | Winter | 4 | 1 | 1 | 1 | 1 | 0 | 0 | 2 | 1 | 1 | 1 | 0 | 4 | 100% |
| | Spring | 4 | 1 | 1 | 1 | 1 | 1 | 0 | 1 | 0 | 0 | 0 | 0 | 4 | 100% |
| 2013/14 | Summer | 4 | 0 | 0 | 0 | 0 | 0 | 0 | 1 | 0 | 1 | 1 | 0 | 4 | 100% |
| | Fall | 4 | 1 | 1 | 1 | 0 | 0 | 1 | 2 | 0 | 1 | 1 | 0 | 4 | 100% |
| | Winter | 4 | 0 | 1 | 1 | 1 | 1 | 0 | 0 | 0 | 0 | 0 | 0 | 4 | 100% |
| | Spring | 4 | 0 | 0 | 1 | 0 | 0 | 0 | 0 | 1 | 0 | 0 | 0 | 4 | 100% |

| | | Parking Spaces | Average Empty Parking Spaces | | | | | | | | | | At Peak | | |
|---|---|---|---|---|---|---|---|---|---|---|---|---|---|---|---|
| | | | 8:00 am | 9:00 am | 10:00 am | 11:00 am | 12:00 pm | 1:00 pm | 2:00 pm | 3:00 pm | 4:00 pm | 5:00 pm | Empty Spaces | Occupied Spaces | % Occupied |
| 2014/15 | Summer | 4 | 0 | 0 | 0 | 0 | 0 | 0 | 1 | 1 | 0 | 1 | 0 | 4 | 100% |
| | Fall | 4 | 0 | 0 | 1 | 0 | 0 | 1 | 0 | 0 | 0 | 1 | 0 | 4 | 100% |
| | Winter | 4 | 1 | 2 | 2 | 0 | 0 | 1 | 1 | 1 | 1 | 0 | 0 | 4 | 100% |
| | Spring | 4 | 1 | 1 | 1 | 1 | 1 | 1 | 1 | 1 | 0 | 1 | 0 | 4 | 100% |
| 2015/16 | Summer | | | | | | | | | | | | | | |
| | Fall | | | | | | | | | | | | | | |
| | Winter | | | | | | | | | | | | | | |
| | Spring | | | | | | | | | | | | | | |
| 2016/17 | Summer | | | | | | | | | | | | | | |
| | Fall | | | | | | | | | | | | | | |
| | Winter | | | | | | | | | | | | | | |
| | Spring | | | | | | | | | | | | | | |
| 2017/18 | Summer | | | | | | | | | | | | | | |
| | Fall | | | | | | | | | | | | | | |
| | Winter | | | | | | | | | | | | | | |
| | Spring | | | | | | | | | | | | | | |
| 2018/19 | Summer | | | | | | | | | | | | | | |
| | Fall | | | | | | | | | | | | | | |
| | Winter | | | | | | | | | | | | | | |
| | Spring | | | | | | | | | | | | | | |
| 2019/20 | Summer | | | | | | | | | | | | | | |
| | Fall | | | | | | | | | | | | | | |
| | Winter | | | | | | | | | | | | | | |
| | Spring | | | | | | | | | | | | | | |

University of California, San Diego Survey of Parking Space Occupancy Levels
Lot P108: Service Yard Parking Spaces
Average Weekday Demand at Peak: Percentages

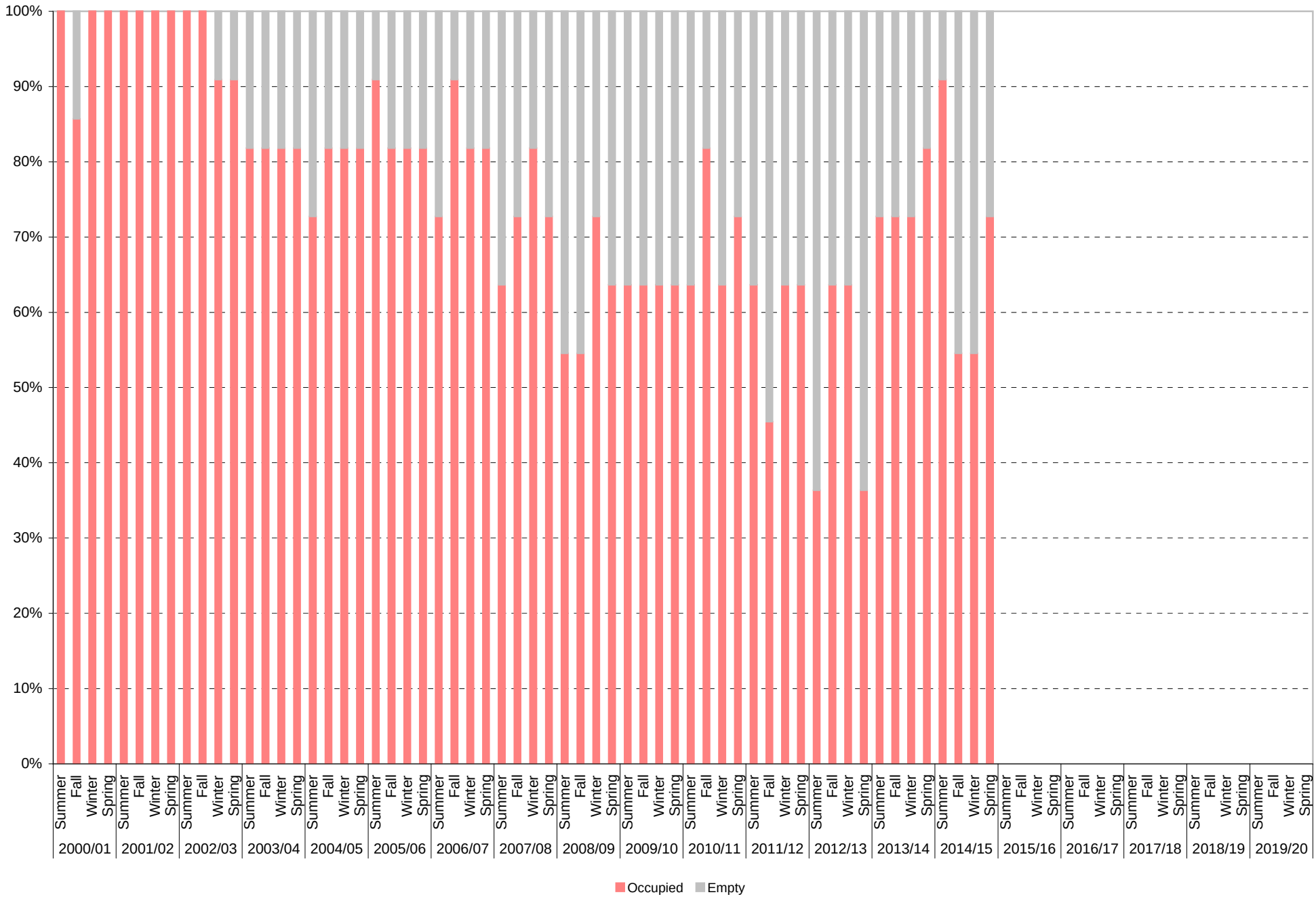

University of California, San Diego Survey of Parking Space Occupancy Levels
Lot P108: Service Yard Parking Spaces
Average Weekday Demand at Peak: Volumes

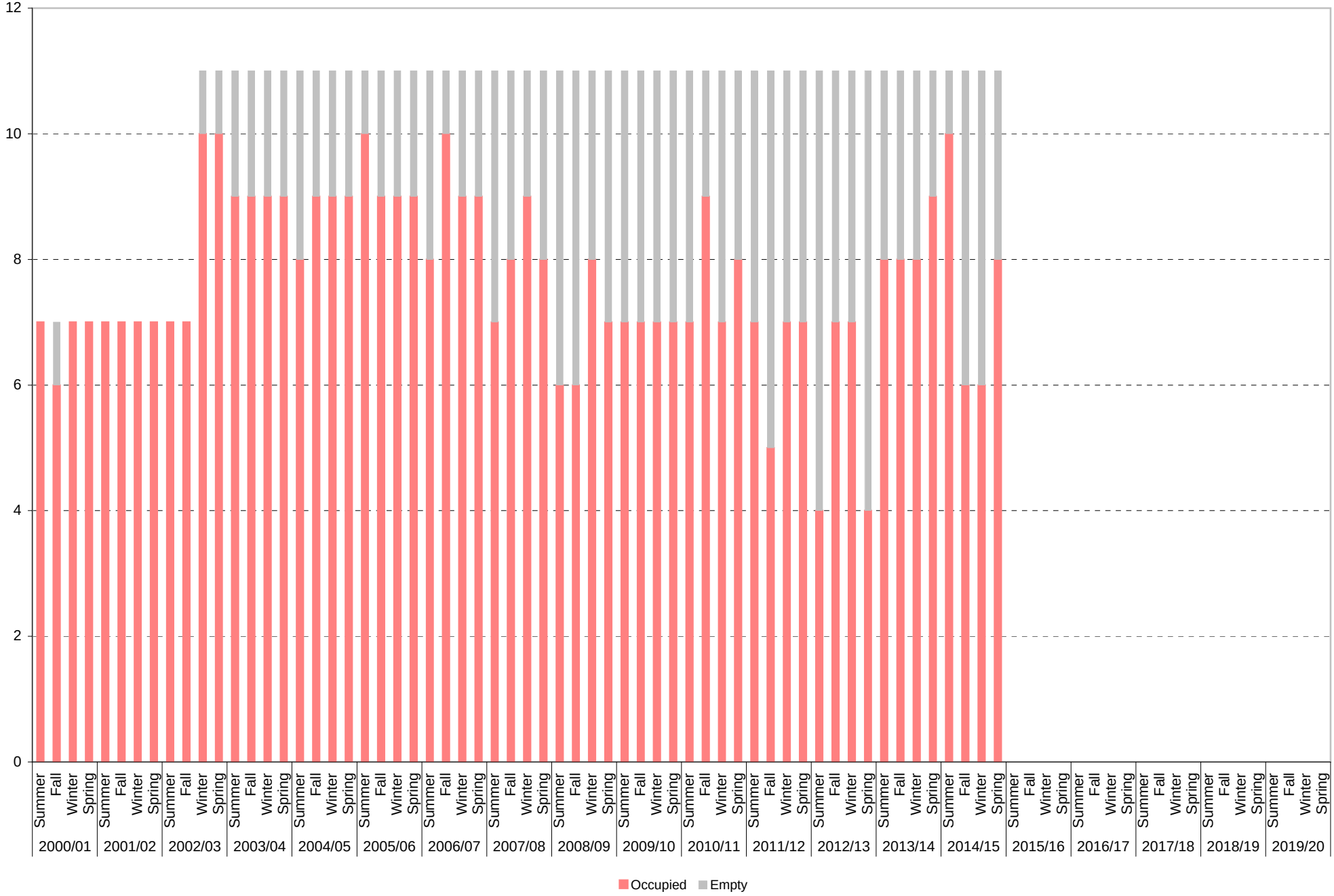

University of California, San Diego Survey of Parking Space Occupancy Levels
Lot P108: Service Yard Parking Spaces
Average Weekday Demand

| | | Parking Spaces | Average Empty Parking Spaces | | | | | | | | | | At Peak | | |
|---|---|---|---|---|---|---|---|---|---|---|---|---|---|---|---|
| | | | 8:00 am | 9:00 am | 10:00 am | 11:00 am | 12:00 pm | 1:00 pm | 2:00 pm | 3:00 pm | 4:00 pm | 5:00 pm | Empty Spaces | Occupied Spaces | % Occupied |
| 2000/01 | Summer | 7 | 1 | 1 | 0 | 1 | 0 | 0 | 1 | 1 | 2 | 3 | 0 | 7 | 100% |
| | Fall | 7 | 1 | 1 | 1 | 1 | 2 | 3 | 1 | 1 | 2 | 3 | 1 | 6 | 86% |
| | Winter | 7 | 1 | 1 | 1 | 0 | 1 | 0 | 0 | 1 | 1 | 3 | 0 | 7 | 100% |
| | Spring | 7 | 3 | 2 | 1 | 0 | 1 | 1 | 1 | 1 | 1 | 1 | 0 | 7 | 100% |
| 2001/02 | Summer | 7 | 1 | 0 | 1 | 1 | 0 | 2 | 2 | 2 | 2 | 2 | 0 | 7 | 100% |
| | Fall | 7 | 0 | 1 | 0 | 0 | 1 | 1 | 0 | 1 | 2 | 3 | 0 | 7 | 100% |
| | Winter | 7 | 2 | 1 | 0 | 0 | 1 | 1 | 1 | 1 | 2 | 3 | 0 | 7 | 100% |
| | Spring | 7 | 1 | 0 | 0 | 0 | 2 | 1 | 0 | 1 | 2 | 3 | 0 | 7 | 100% |
| 2002/03 | Summer | 7 | 1 | 1 | 0 | 1 | 1 | 1 | 2 | 2 | 3 | 4 | 0 | 7 | 100% |
| | Fall | 7 | 2 | 1 | 1 | 0 | 1 | 2 | 1 | 1 | 2 | 4 | 0 | 7 | 100% |
| | Winter | 11 | 3 | 2 | 2 | 1 | 2 | 3 | 1 | 2 | 2 | 5 | 1 | 10 | 91% |
| | Spring | 11 | 3 | 2 | 1 | 1 | 2 | 3 | 2 | 2 | 4 | 5 | 1 | 10 | 91% |
| 2003/04 | Summer | 11 | 4 | 3 | 2 | 2 | 4 | 4 | 3 | 5 | 4 | 7 | 2 | 9 | 82% |
| | Fall | 11 | 3 | 3 | 2 | 2 | 3 | 3 | 4 | 3 | 3 | 4 | 2 | 9 | 82% |
| | Winter | 11 | 5 | 3 | 3 | 2 | 2 | 3 | 3 | 3 | 4 | 6 | 2 | 9 | 82% |
| | Spring | 11 | 5 | 4 | 2 | 3 | 3 | 4 | 3 | 3 | 3 | 5 | 2 | 9 | 82% |
| 2004/05 | Summer | 11 | 5 | 3 | 3 | 3 | 5 | 4 | 4 | 3 | 3 | 4 | 3 | 8 | 73% |
| | Fall | 11 | 5 | 3 | 3 | 3 | 2 | 3 | 4 | 3 | 4 | 5 | 2 | 9 | 82% |
| | Winter | 11 | 3 | 3 | 2 | 3 | 4 | 3 | 2 | 4 | 4 | 6 | 2 | 9 | 82% |
| | Spring | 11 | 2 | 2 | 2 | 3 | 3 | 3 | 4 | 2 | 3 | 6 | 2 | 9 | 82% |
| 2005/06 | Summer | 11 | 5 | 3 | 1 | 3 | 3 | 3 | 2 | 2 | 4 | 5 | 1 | 10 | 91% |
| | Fall | 11 | 2 | 3 | 2 | 3 | 4 | 3 | 3 | 3 | 3 | 5 | 2 | 9 | 82% |
| | Winter | 11 | 4 | 4 | 3 | 4 | 4 | 4 | 2 | 2 | 3 | 6 | 2 | 9 | 82% |
| | Spring | 11 | 4 | 3 | 3 | 2 | 4 | 4 | 3 | 3 | 3 | 4 | 2 | 9 | 82% |
| 2006/07 | Summer | 11 | 5 | 5 | 4 | 3 | 4 | 4 | 4 | 3 | 3 | 5 | 3 | 8 | 73% |
| | Fall | 11 | 2 | 2 | 1 | 1 | 2 | 3 | 2 | 2 | 3 | 4 | 1 | 10 | 91% |
| | Winter | 11 | 4 | 3 | 2 | 3 | 3 | 3 | 3 | 3 | 5 | 6 | 2 | 9 | 82% |
| | Spring | 11 | 4 | 3 | 2 | 2 | 4 | 4 | 4 | 4 | 5 | 6 | 2 | 9 | 82% |
| 2007/08 | Summer | 11 | 6 | 4 | 4 | 4 | 5 | 4 | 5 | 5 | 6 | 8 | 4 | 7 | 64% |
| | Fall | 11 | 7 | 4 | 5 | 4 | 3 | 5 | 5 | 3 | 5 | 7 | 3 | 8 | 73% |
| | Winter | 11 | 6 | 3 | 2 | 2 | 2 | 3 | 3 | 2 | 5 | 6 | 2 | 9 | 82% |
| | Spring | 11 | 6 | 4 | 3 | 3 | 3 | 3 | 4 | 4 | 4 | 5 | 3 | 8 | 73% |
| 2008/09 | Summer | 11 | 7 | 6 | 5 | 6 | 6 | 8 | 7 | 6 | 6 | 7 | 5 | 6 | 55% |
| | Fall | 11 | 8 | 7 | 6 | 7 | 5 | 5 | 5 | 6 | 5 | 6 | 5 | 6 | 55% |
| | Winter | 11 | 8 | 5 | 3 | 3 | 3 | 5 | 5 | 4 | 6 | 6 | 3 | 8 | 73% |
| | Spring | 11 | 6 | 6 | 6 | 4 | 4 | 5 | 4 | 4 | 4 | 7 | 4 | 7 | 64% |
| 2009/10 | Summer | 11 | 6 | 5 | 5 | 4 | 4 | 4 | 6 | 5 | 4 | 6 | 4 | 7 | 64% |
| | Fall | 11 | 7 | 6 | 4 | 6 | 5 | 5 | 5 | 6 | 7 | 7 | 4 | 7 | 64% |
| | Winter | 11 | 7 | 7 | 5 | 4 | 4 | 6 | 5 | 4 | 6 | 8 | 4 | 7 | 64% |
| | Spring | 11 | 6 | 5 | 5 | 4 | 4 | 5 | 4 | 4 | 5 | 6 | 4 | 7 | 64% |
| 2010/11 | Summer | 11 | 5 | 4 | 4 | 5 | 5 | 5 | 4 | 4 | 5 | 8 | 4 | 7 | 64% |
| | Fall | 11 | 6 | 4 | 5 | 2 | 2 | 3 | 4 | 5 | 5 | 7 | 2 | 9 | 82% |
| | Winter | 11 | 6 | 5 | 5 | 4 | 4 | 4 | 5 | 6 | 7 | 8 | 4 | 7 | 64% |
| | Spring | 11 | 7 | 7 | 5 | 4 | 3 | 7 | 7 | 6 | 7 | 9 | 3 | 8 | 73% |
| 2011/12 | Summer | 11 | 7 | 6 | 6 | 4 | 4 | 7 | 6 | 7 | 6 | 8 | 4 | 7 | 64% |
| | Fall | 11 | 7 | 7 | 8 | 7 | 6 | 6 | 6 | 6 | 6 | 7 | 6 | 5 | 45% |
| | Winter | 11 | 8 | 7 | 7 | 6 | 4 | 6 | 6 | 6 | 7 | 8 | 4 | 7 | 64% |
| | Spring | 11 | 7 | 6 | 8 | 4 | 5 | 4 | 5 | 6 | 4 | 6 | 4 | 7 | 64% |
| 2012/13 | Summer | 11 | 10 | 10 | 9 | 7 | 7 | 7 | 7 | 9 | 9 | 9 | 7 | 4 | 36% |
| | Fall | 11 | 9 | 7 | 8 | 7 | 6 | 4 | 6 | 8 | 7 | 6 | 4 | 7 | 64% |
| | Winter | 11 | 8 | 7 | 7 | 6 | 5 | 7 | 6 | 4 | 5 | 8 | 4 | 7 | 64% |
| | Spring | 11 | 8 | 9 | 9 | 7 | 8 | 8 | 8 | 8 | 8 | 8 | 7 | 4 | 36% |
| 2013/14 | Summer | 11 | 8 | 6 | 6 | 5 | 4 | 3 | 4 | 6 | 5 | 7 | 3 | 8 | 73% |
| | Fall | 11 | 6 | 5 | 4 | 4 | 5 | 4 | 3 | 5 | 6 | 7 | 3 | 8 | 73% |
| | Winter | 11 | 5 | 6 | 5 | 5 | 4 | 3 | 4 | 4 | 5 | 7 | 3 | 8 | 73% |
| | Spring | 11 | 4 | 3 | 3 | 2 | 2 | 2 | 3 | 3 | 4 | 6 | 2 | 9 | 82% |

| | | Parking Spaces | Average Empty Parking Spaces | | | | | | | | | | At Peak | | |
|---|---|---|---|---|---|---|---|---|---|---|---|---|---|---|---|
| | | | 8:00 am | 9:00 am | 10:00 am | 11:00 am | 12:00 pm | 1:00 pm | 2:00 pm | 3:00 pm | 4:00 pm | 5:00 pm | Empty Spaces | Occupied Spaces | % Occupied |
| 2014/15 | Summer | 11 | 4 | 3 | 3 | 2 | 1 | 1 | 2 | 1 | 3 | 4 | 1 | 10 | 91% |
| | Fall | 11 | 6 | 7 | 6 | 5 | 6 | 5 | 6 | 6 | 6 | 6 | 5 | 6 | 55% |
| | Winter | 11 | 7 | 7 | 6 | 5 | 5 | 7 | 5 | 5 | 5 | 7 | 5 | 6 | 55% |
| | Spring | 11 | 6 | 6 | 5 | 4 | 6 | 4 | 3 | 5 | 5 | 7 | 3 | 8 | 73% |
| 2015/16 | Summer | | | | | | | | | | | | | | |
| | Fall | | | | | | | | | | | | | | |
| | Winter | | | | | | | | | | | | | | |
| | Spring | | | | | | | | | | | | | | |
| 2016/17 | Summer | | | | | | | | | | | | | | |
| | Fall | | | | | | | | | | | | | | |
| | Winter | | | | | | | | | | | | | | |
| | Spring | | | | | | | | | | | | | | |
| 2017/18 | Summer | | | | | | | | | | | | | | |
| | Fall | | | | | | | | | | | | | | |
| | Winter | | | | | | | | | | | | | | |
| | Spring | | | | | | | | | | | | | | |
| 2018/19 | Summer | | | | | | | | | | | | | | |
| | Fall | | | | | | | | | | | | | | |
| | Winter | | | | | | | | | | | | | | |
| | Spring | | | | | | | | | | | | | | |
| 2019/20 | Summer | | | | | | | | | | | | | | |
| | Fall | | | | | | | | | | | | | | |
| | Winter | | | | | | | | | | | | | | |
| | Spring | | | | | | | | | | | | | | |

University of California, San Diego Survey of Parking Space Occupancy Levels
Lot P108: All Parking Spaces Combined
Average Weekday Demand at Peak: Percentages

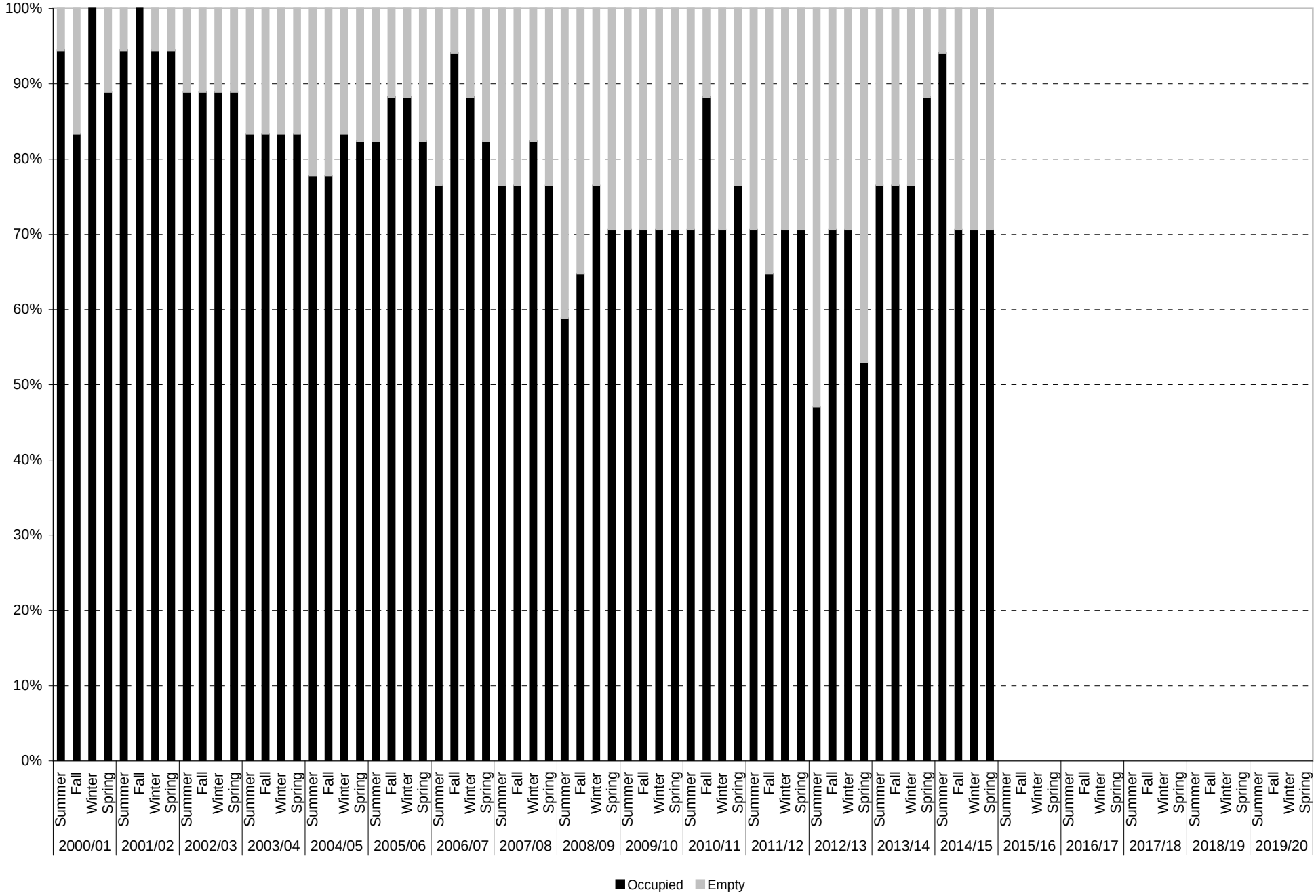

University of California, San Diego Survey of Parking Space Occupancy Levels
Lot P108: All Parking Spaces Combined
Average Weekday Demand at Peak: Volumes

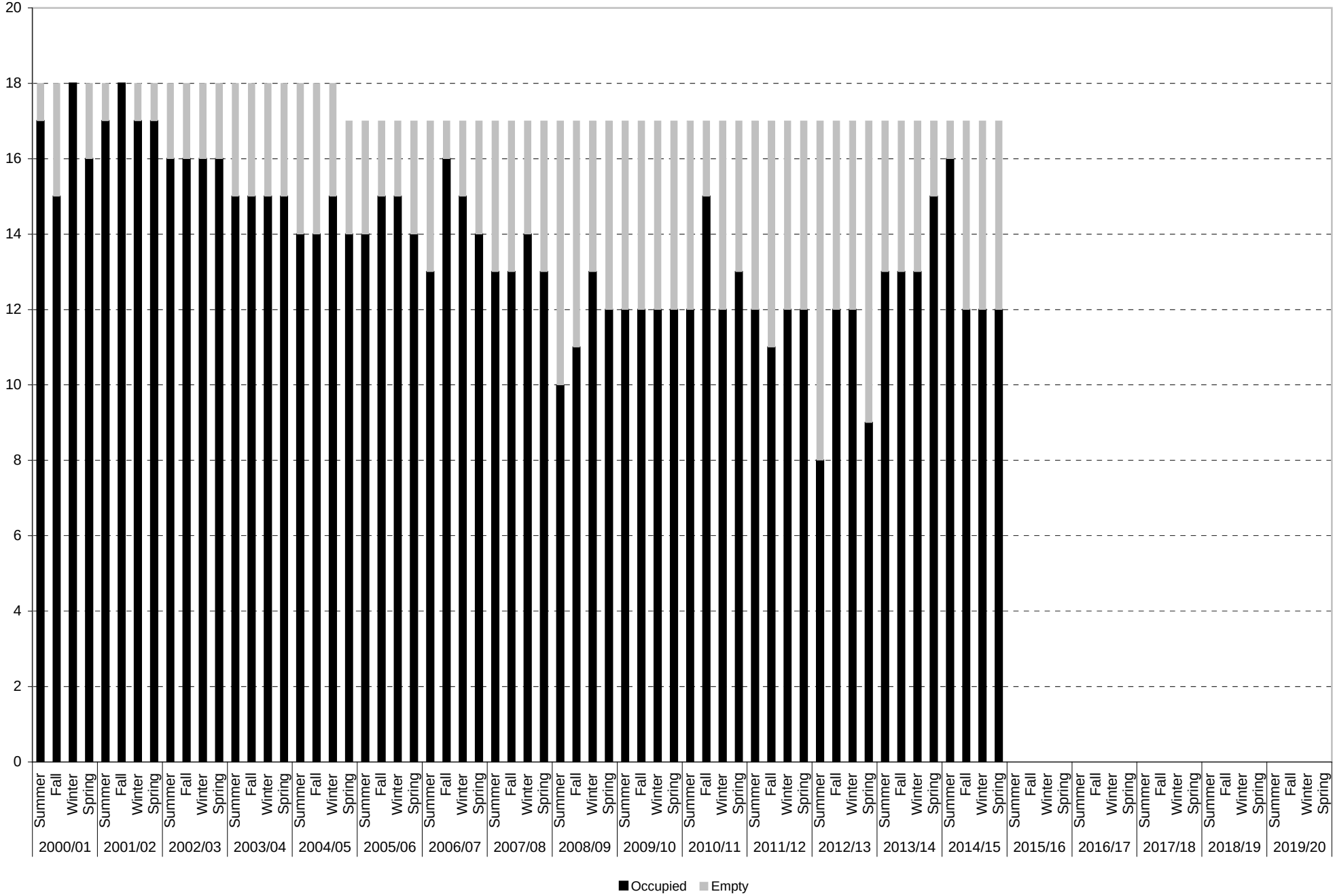

University of California, San Diego Survey of Parking Space Occupancy Levels
Lot P108: All Parking Spaces Combined
Average Weekday Demand

| | | Parking Spaces | Average Empty Parking Spaces | | | | | | | | | | At Peak | | |
|---|---|---|---|---|---|---|---|---|---|---|---|---|---|---|---|
| | | | 8:00 am | 9:00 am | 10:00 am | 11:00 am | 12:00 pm | 1:00 pm | 2:00 pm | 3:00 pm | 4:00 pm | 5:00 pm | Empty Spaces | Occupied Spaces | % Occupied |
| 2000/01 | Summer | 18 | 2 | 2 | 2 | 2 | 2 | 1 | 2 | 6 | 7 | 8 | 1 | 17 | 94% |
| | Fall | 18 | 3 | 3 | 4 | 4 | 4 | 7 | 3 | 3 | 5 | 6 | 3 | 15 | 83% |
| | Winter | 18 | 4 | 3 | 3 | 0 | 3 | 2 | 2 | 3 | 4 | 6 | 0 | 18 | 100% |
| | Spring | 18 | 7 | 7 | 4 | 2 | 3 | 4 | 3 | 3 | 4 | 5 | 2 | 16 | 89% |
| 2001/02 | Summer | 18 | 4 | 3 | 4 | 2 | 1 | 5 | 4 | 5 | 5 | 6 | 1 | 17 | 94% |
| | Fall | 18 | 3 | 3 | 0 | 1 | 3 | 5 | 2 | 4 | 5 | 7 | 0 | 18 | 100% |
| | Winter | 18 | 5 | 3 | 2 | 1 | 2 | 4 | 3 | 2 | 5 | 7 | 1 | 17 | 94% |
| | Spring | 18 | 3 | 1 | 1 | 2 | 5 | 3 | 2 | 3 | 5 | 7 | 1 | 17 | 94% |
| 2002/03 | Summer | 18 | 3 | 2 | 2 | 3 | 3 | 3 | 4 | 4 | 6 | 10 | 2 | 16 | 89% |
| | Fall | 18 | 6 | 4 | 2 | 2 | 3 | 5 | 4 | 5 | 5 | 7 | 2 | 16 | 89% |
| | Winter | 18 | 5 | 4 | 3 | 2 | 3 | 4 | 2 | 4 | 4 | 7 | 2 | 16 | 89% |
| | Spring | 18 | 4 | 3 | 2 | 3 | 4 | 4 | 2 | 3 | 5 | 7 | 2 | 16 | 89% |
| 2003/04 | Summer | 18 | 6 | 5 | 3 | 5 | 5 | 6 | 5 | 7 | 5 | 8 | 3 | 15 | 83% |
| | Fall | 18 | 4 | 4 | 3 | 4 | 5 | 4 | 6 | 5 | 6 | 7 | 3 | 15 | 83% |
| | Winter | 18 | 6 | 5 | 5 | 4 | 3 | 5 | 4 | 5 | 5 | 8 | 3 | 15 | 83% |
| | Spring | 18 | 7 | 6 | 3 | 4 | 4 | 6 | 5 | 6 | 5 | 8 | 3 | 15 | 83% |
| 2004/05 | Summer | 18 | 8 | 5 | 5 | 5 | 8 | 8 | 7 | 5 | 4 | 7 | 4 | 14 | 78% |
| | Fall | 18 | 7 | 5 | 5 | 5 | 4 | 4 | 6 | 5 | 5 | 7 | 4 | 14 | 78% |
| | Winter | 18 | 4 | 5 | 3 | 4 | 7 | 4 | 4 | 5 | 7 | 9 | 3 | 15 | 83% |
| | Spring | 17 | 5 | 4 | 4 | 4 | 4 | 4 | 7 | 3 | 5 | 8 | 3 | 14 | 82% |
| 2005/06 | Summer | 17 | 7 | 5 | 3 | 5 | 5 | 5 | 4 | 3 | 7 | 8 | 3 | 14 | 82% |
| | Fall | 17 | 3 | 3 | 2 | 3 | 6 | 3 | 3 | 4 | 4 | 7 | 2 | 15 | 88% |
| | Winter | 17 | 5 | 5 | 4 | 5 | 5 | 5 | 2 | 3 | 3 | 8 | 2 | 15 | 88% |
| | Spring | 17 | 6 | 4 | 4 | 3 | 5 | 5 | 4 | 3 | 4 | 6 | 3 | 14 | 82% |
| 2006/07 | Summer | 17 | 6 | 6 | 5 | 4 | 6 | 4 | 6 | 5 | 5 | 7 | 4 | 13 | 76% |
| | Fall | 17 | 3 | 3 | 2 | 1 | 3 | 4 | 3 | 3 | 4 | 6 | 1 | 16 | 94% |
| | Winter | 17 | 6 | 3 | 2 | 3 | 3 | 3 | 4 | 4 | 7 | 8 | 2 | 15 | 88% |
| | Spring | 17 | 5 | 4 | 3 | 3 | 6 | 6 | 6 | 5 | 7 | 8 | 3 | 14 | 82% |
| 2007/08 | Summer | 17 | 6 | 4 | 4 | 5 | 7 | 5 | 6 | 6 | 8 | 10 | 4 | 13 | 76% |
| | Fall | 17 | 9 | 6 | 6 | 4 | 4 | 6 | 6 | 4 | 7 | 9 | 4 | 13 | 76% |
| | Winter | 17 | 7 | 4 | 3 | 3 | 3 | 4 | 4 | 3 | 6 | 8 | 3 | 14 | 82% |
| | Spring | 17 | 8 | 5 | 5 | 4 | 4 | 4 | 6 | 6 | 6 | 7 | 4 | 13 | 76% |
| 2008/09 | Summer | 17 | 9 | 8 | 7 | 9 | 9 | 10 | 9 | 9 | 8 | 11 | 7 | 10 | 59% |
| | Fall | 17 | 11 | 9 | 8 | 9 | 6 | 8 | 8 | 9 | 7 | 9 | 6 | 11 | 65% |
| | Winter | 17 | 9 | 6 | 4 | 6 | 6 | 8 | 7 | 6 | 9 | 8 | 4 | 13 | 76% |
| | Spring | 17 | 7 | 7 | 7 | 5 | 5 | 6 | 5 | 5 | 6 | 9 | 5 | 12 | 71% |
| 2009/10 | Summer | 17 | 8 | 6 | 7 | 5 | 5 | 5 | 9 | 7 | 6 | 8 | 5 | 12 | 71% |
| | Fall | 17 | 8 | 7 | 5 | 7 | 6 | 6 | 6 | 8 | 9 | 10 | 5 | 12 | 71% |
| | Winter | 17 | 9 | 8 | 6 | 5 | 5 | 8 | 7 | 5 | 7 | 10 | 5 | 12 | 71% |
| | Spring | 17 | 8 | 6 | 6 | 5 | 5 | 7 | 6 | 7 | 8 | 10 | 5 | 12 | 71% |
| 2010/11 | Summer | 17 | 6 | 5 | 5 | 7 | 7 | 8 | 6 | 6 | 8 | 10 | 5 | 12 | 71% |
| | Fall | 17 | 7 | 4 | 6 | 2 | 2 | 4 | 6 | 7 | 7 | 9 | 2 | 15 | 88% |
| | Winter | 17 | 7 | 6 | 6 | 5 | 6 | 5 | 7 | 7 | 7 | 9 | 5 | 12 | 71% |
| | Spring | 17 | 10 | 10 | 7 | 6 | 4 | 8 | 9 | 8 | 9 | 12 | 4 | 13 | 76% |
| 2011/12 | Summer | 17 | 8 | 8 | 7 | 5 | 6 | 9 | 7 | 7 | 7 | 10 | 5 | 12 | 71% |
| | Fall | 17 | 9 | 9 | 9 | 8 | 7 | 7 | 7 | 7 | 6 | 9 | 6 | 11 | 65% |
| | Winter | 17 | 9 | 7 | 7 | 7 | 5 | 7 | 8 | 7 | 8 | 9 | 5 | 12 | 71% |
| | Spring | 17 | 10 | 7 | 9 | 5 | 5 | 5 | 7 | 8 | 5 | 8 | 5 | 12 | 71% |
| 2012/13 | Summer | 17 | 12 | 11 | 10 | 9 | 10 | 10 | 11 | 12 | 12 | 11 | 9 | 8 | 47% |
| | Fall | 17 | 11 | 8 | 9 | 8 | 6 | 5 | 7 | 9 | 9 | 8 | 5 | 12 | 71% |
| | Winter | 17 | 9 | 8 | 8 | 7 | 5 | 8 | 9 | 6 | 7 | 11 | 5 | 12 | 71% |
| | Spring | 17 | 9 | 10 | 10 | 8 | 10 | 9 | 10 | 9 | 9 | 10 | 8 | 9 | 53% |
| 2013/14 | Summer | 17 | 9 | 7 | 7 | 5 | 5 | 4 | 6 | 6 | 7 | 10 | 4 | 13 | 76% |
| | Fall | 17 | 7 | 6 | 5 | 4 | 5 | 6 | 5 | 5 | 8 | 10 | 4 | 13 | 76% |
| | Winter | 17 | 5 | 7 | 6 | 6 | 5 | 4 | 5 | 5 | 6 | 9 | 4 | 13 | 76% |
| | Spring | 17 | 4 | 3 | 4 | 2 | 2 | 2 | 3 | 4 | 4 | 8 | 2 | 15 | 88% |

| | | Parking Spaces | Average Empty Parking Spaces | | | | | | | | | | At Peak | | |
|---|---|---|---|---|---|---|---|---|---|---|---|---|---|---|---|
| | | | 8:00 am | 9:00 am | 10:00 am | 11:00 am | 12:00 pm | 1:00 pm | 2:00 pm | 3:00 pm | 4:00 pm | 5:00 pm | Empty Spaces | Occupied Spaces | % Occupied |
| 2014/15 | Summer | 17 | 5 | 3 | 3 | 2 | 1 | 2 | 4 | 3 | 4 | 7 | 1 | 16 | 94% |
| | Fall | 17 | 7 | 7 | 7 | 5 | 6 | 6 | 6 | 7 | 7 | 9 | 5 | 12 | 71% |
| | Winter | 17 | 9 | 9 | 8 | 5 | 5 | 8 | 7 | 7 | 7 | 8 | 5 | 12 | 71% |
| | Spring | 17 | 9 | 8 | 7 | 6 | 8 | 6 | 5 | 7 | 5 | 10 | 5 | 12 | 71% |
| 2015/16 | Summer | | | | | | | | | | | | | | |
| | Fall | | | | | | | | | | | | | | |
| | Winter | | | | | | | | | | | | | | |
| | Spring | | | | | | | | | | | | | | |
| 2016/17 | Summer | | | | | | | | | | | | | | |
| | Fall | | | | | | | | | | | | | | |
| | Winter | | | | | | | | | | | | | | |
| | Spring | | | | | | | | | | | | | | |
| 2017/18 | Summer | | | | | | | | | | | | | | |
| | Fall | | | | | | | | | | | | | | |
| | Winter | | | | | | | | | | | | | | |
| | Spring | | | | | | | | | | | | | | |
| 2018/19 | Summer | | | | | | | | | | | | | | |
| | Fall | | | | | | | | | | | | | | |
| | Winter | | | | | | | | | | | | | | |
| | Spring | | | | | | | | | | | | | | |
| 2019/20 | Summer | | | | | | | | | | | | | | |
| | Fall | | | | | | | | | | | | | | |
| | Winter | | | | | | | | | | | | | | |
| | Spring | | | | | | | | | | | | | | |