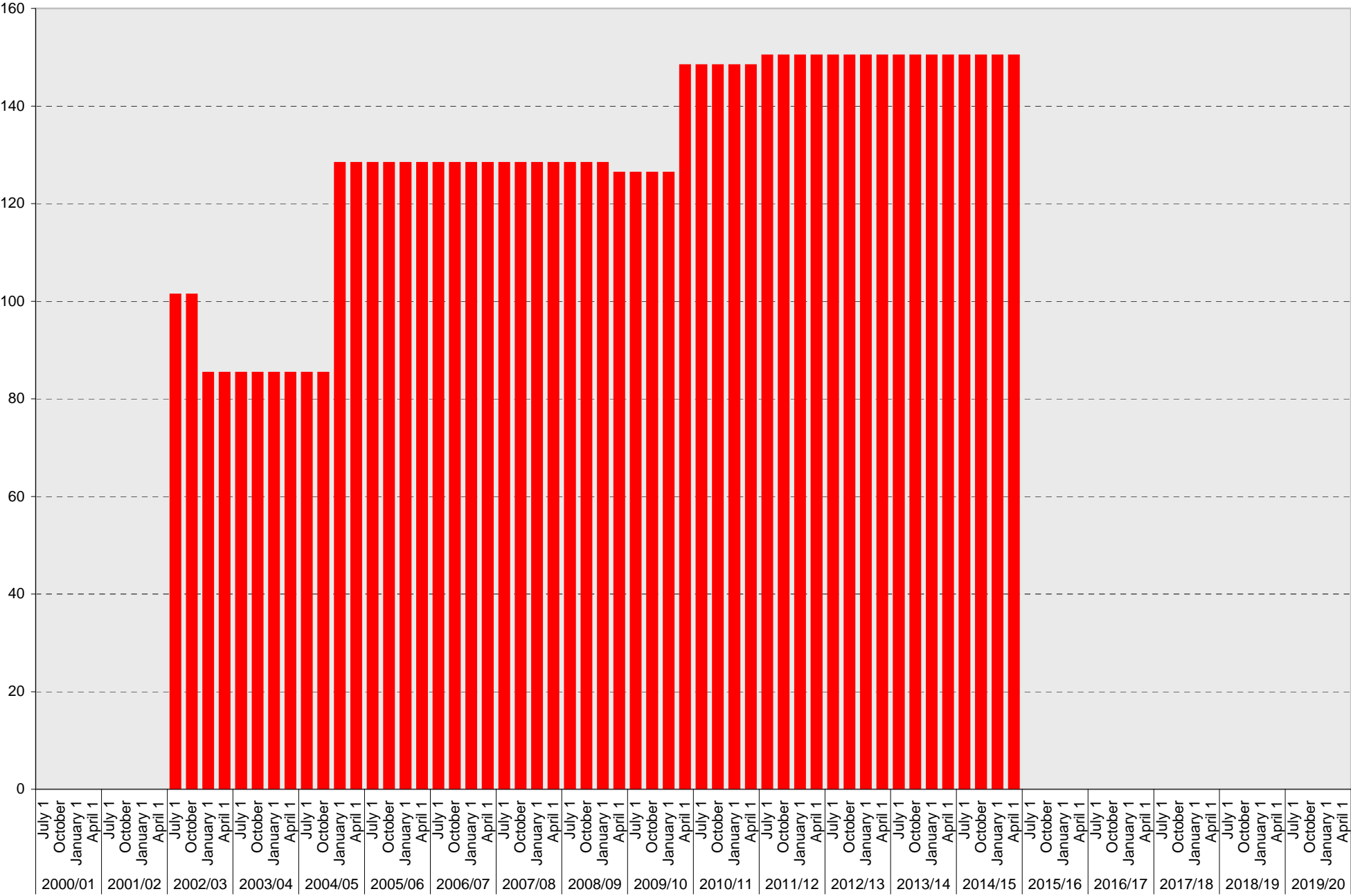


University of California, San Diego Parking Space Inventory

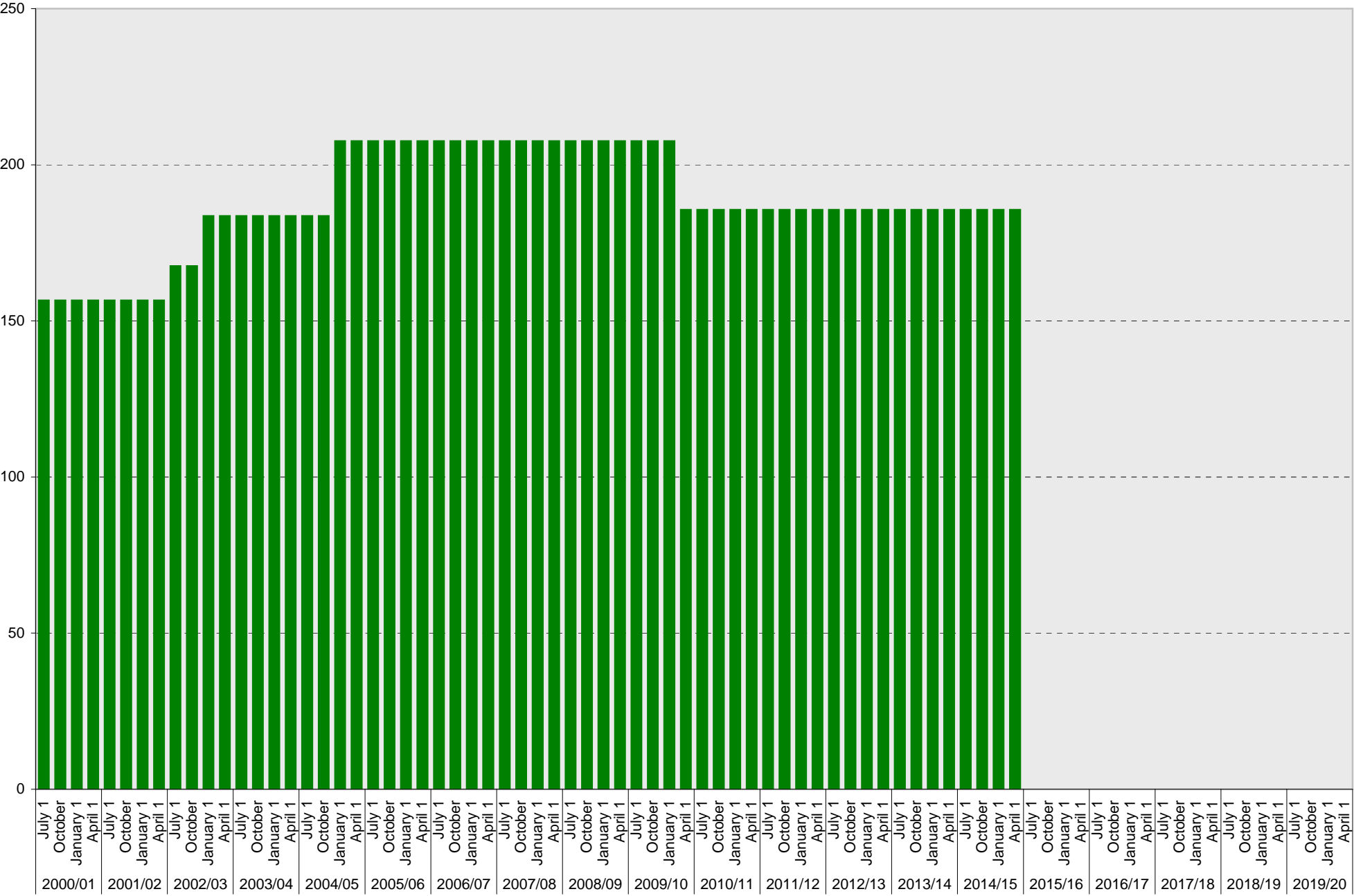
Lot P502: A Parking Spaces



■ A

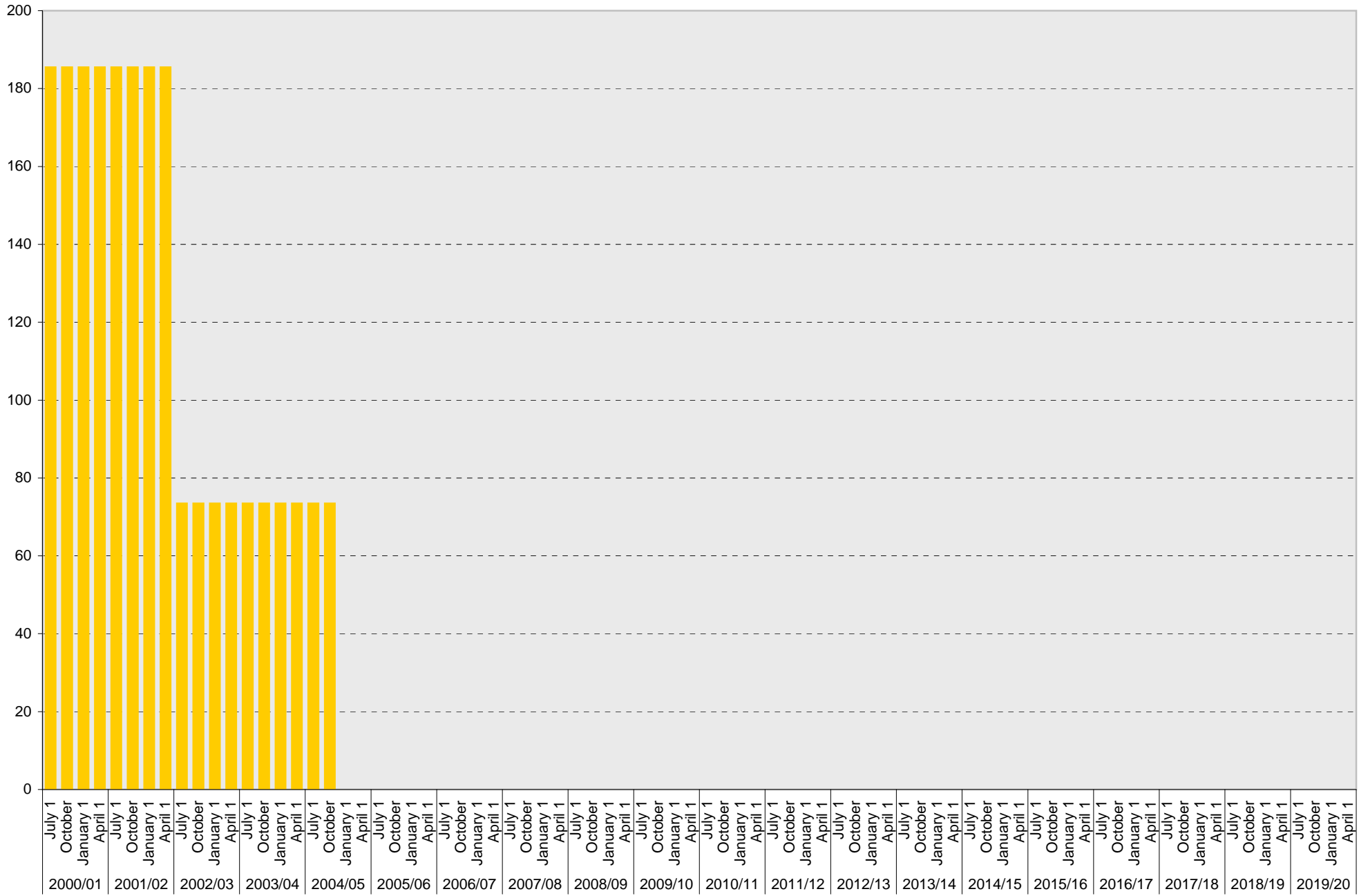
University of California, San Diego Parking Space Inventory

Lot P502: B Parking Spaces



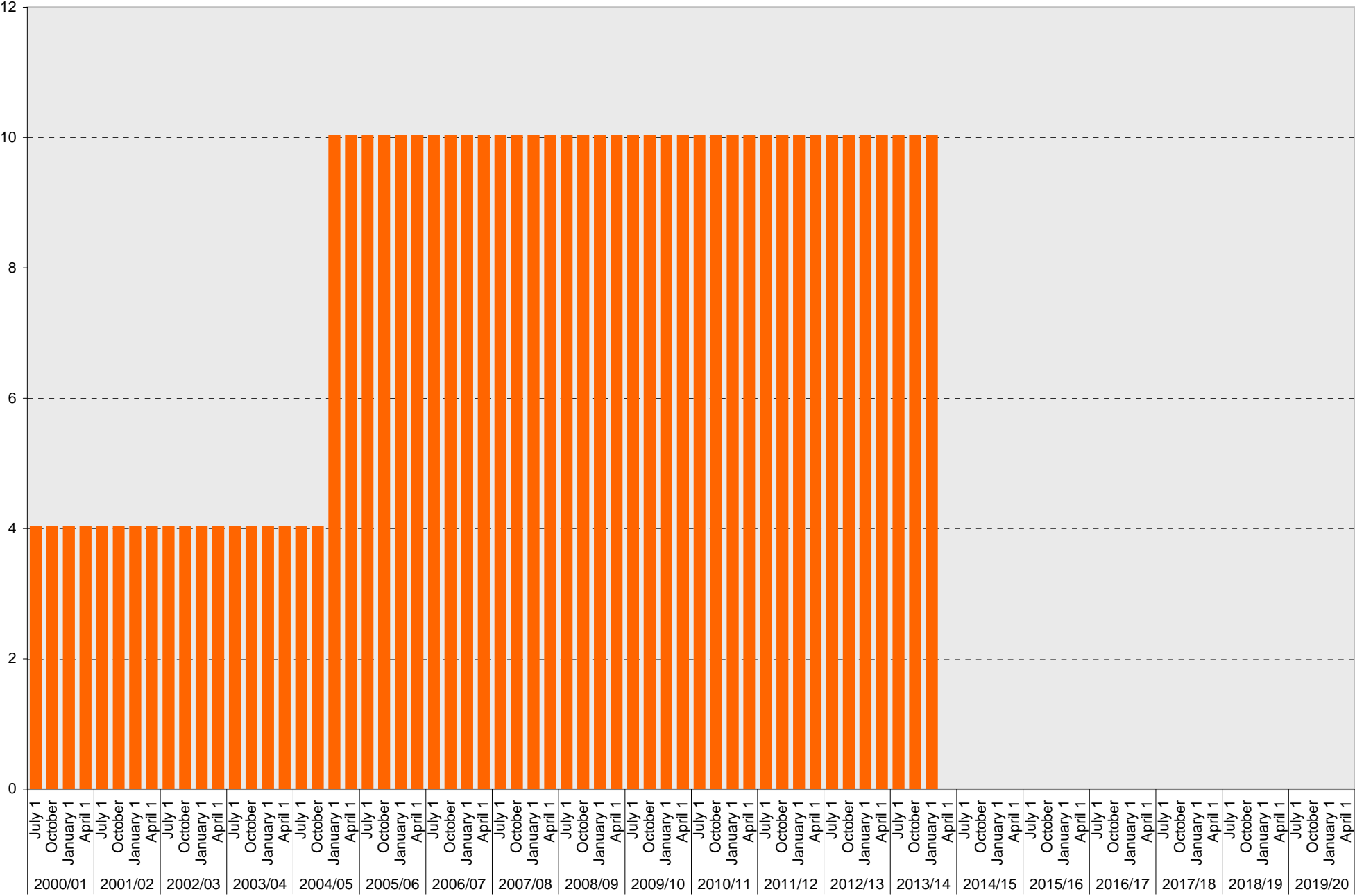
University of California, San Diego Parking Space Inventory

Lot P502: S Parking Spaces



■ S

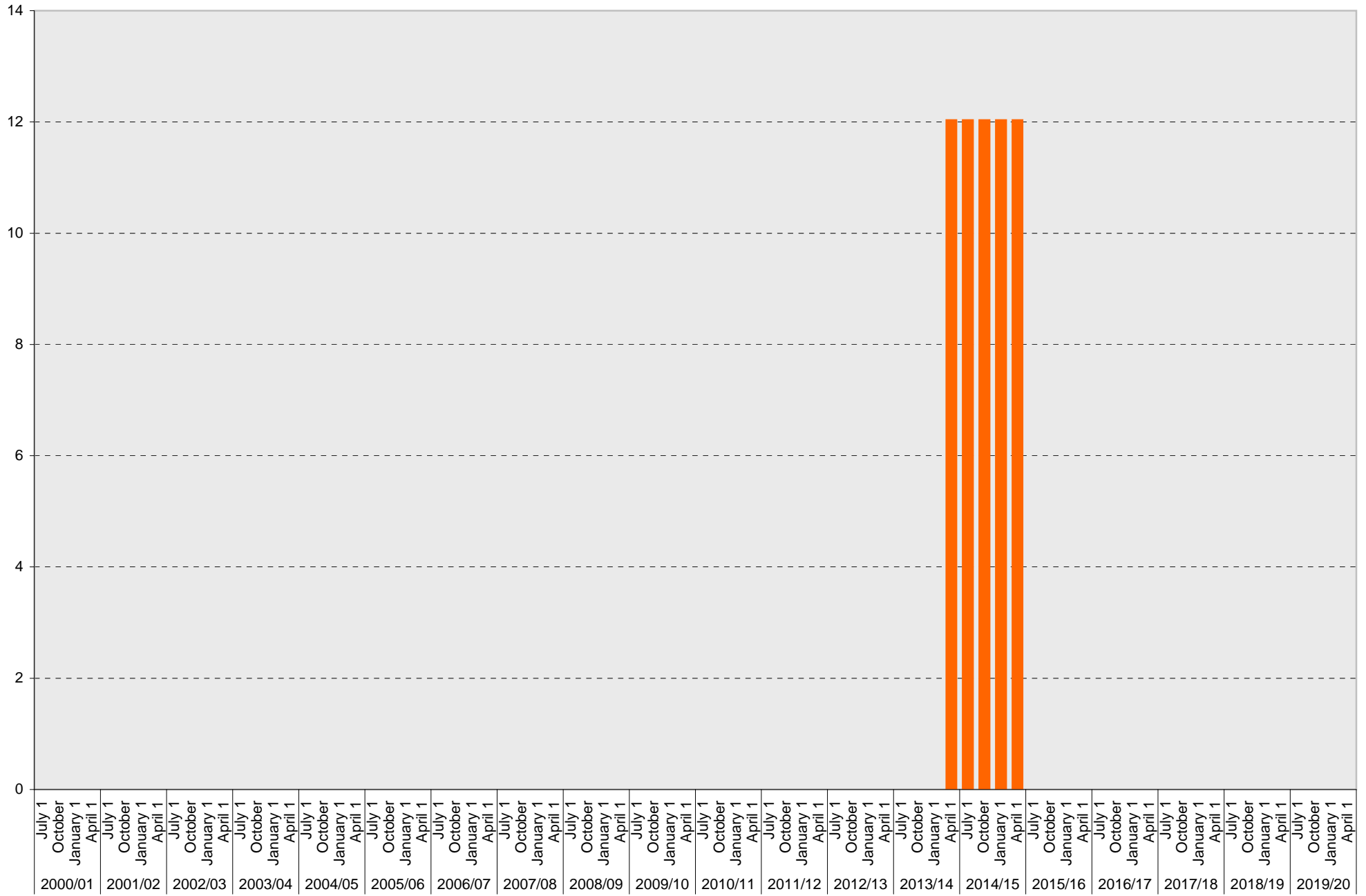
University of California, San Diego Parking Space Inventory
Lot P502: Visitor: Meter Parking Spaces



Visitor: Meter

University of California, San Diego Parking Space Inventory

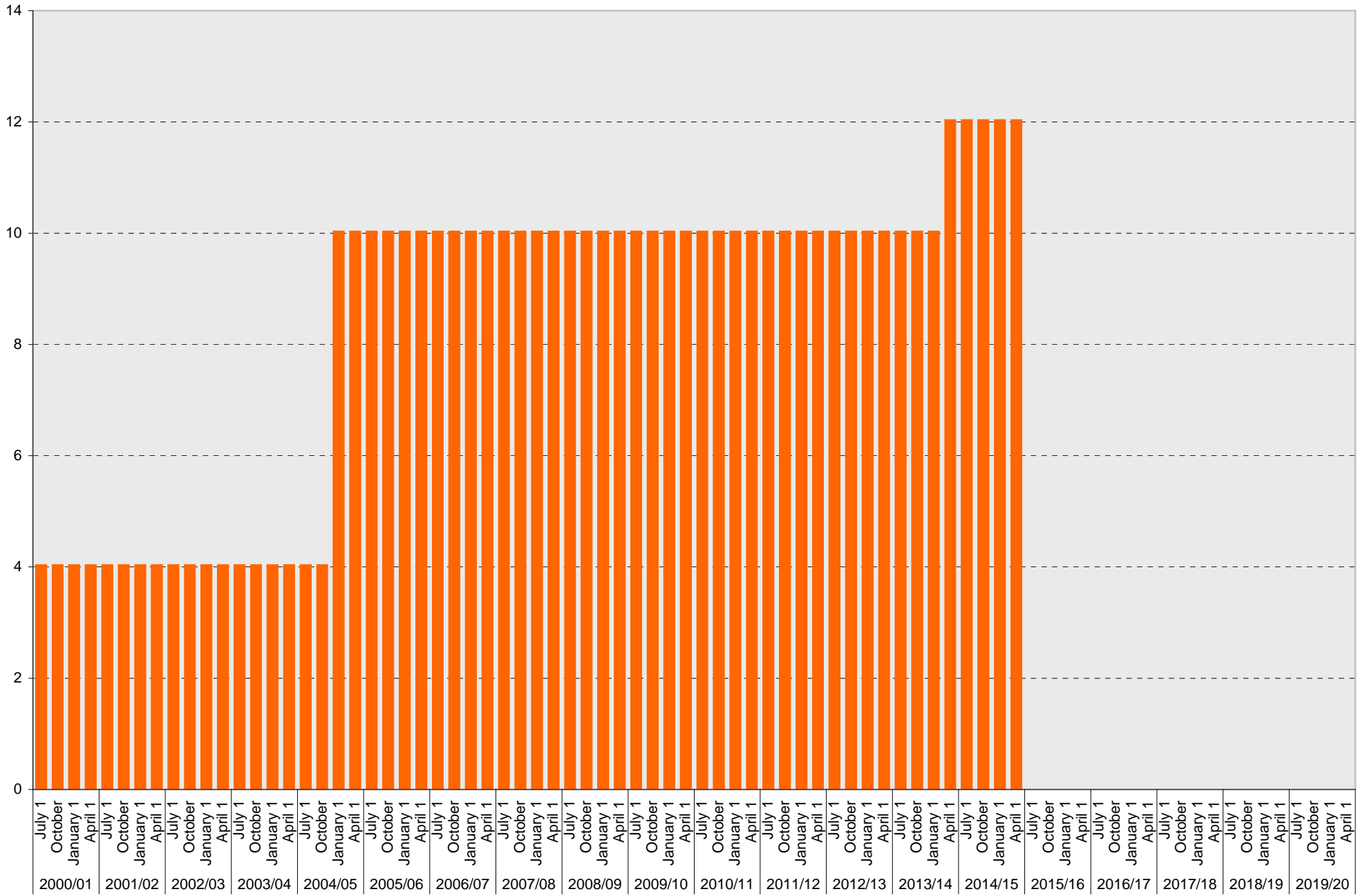
Lot P502: Visitor: Pay and Display Parking Spaces



■ Visitor: Pay and Display

University of California, San Diego Parking Space Inventory

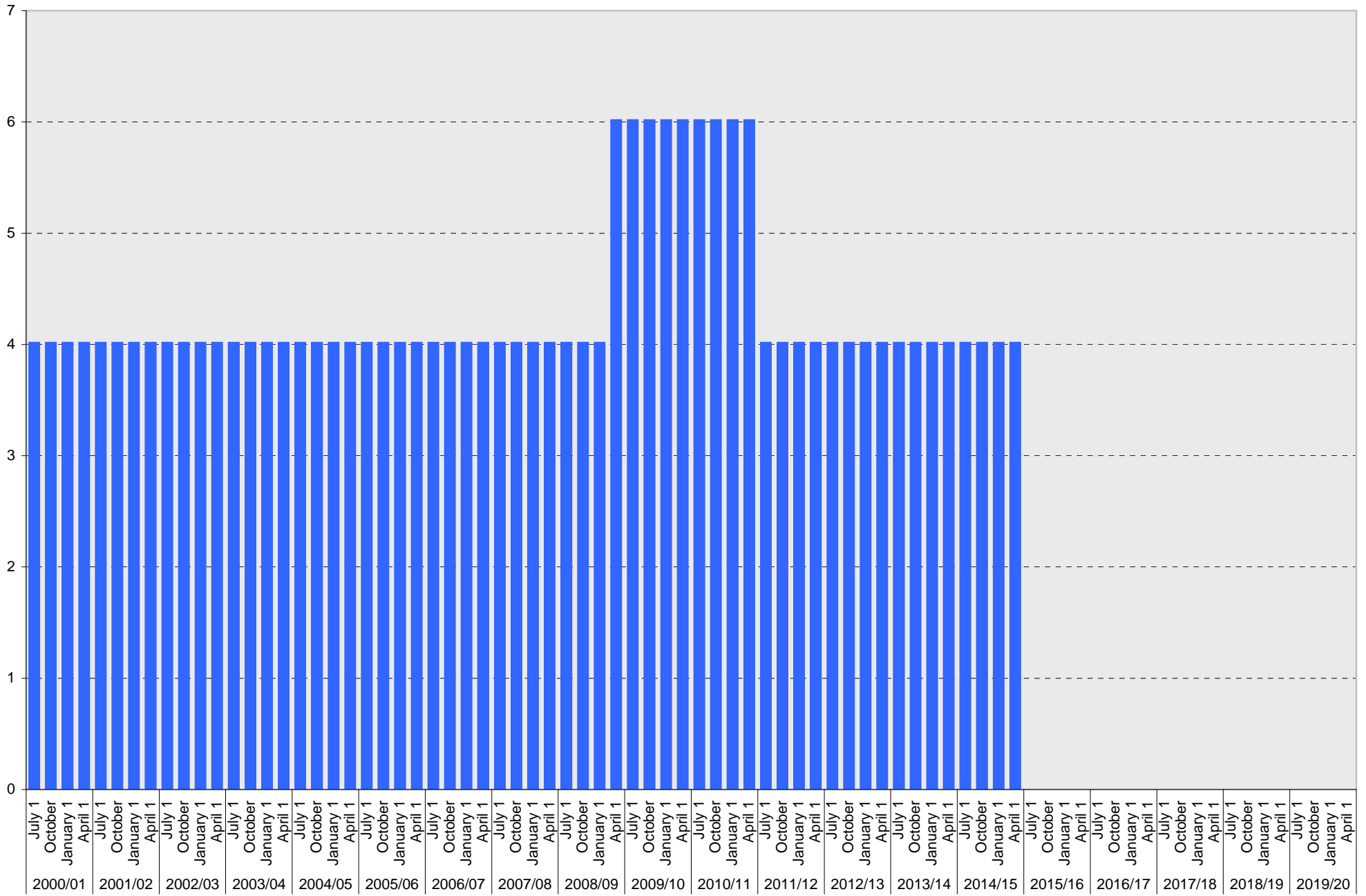
Lot P502: Visitor: Total Parking Spaces



Visitor: Total

University of California, San Diego Parking Space Inventory

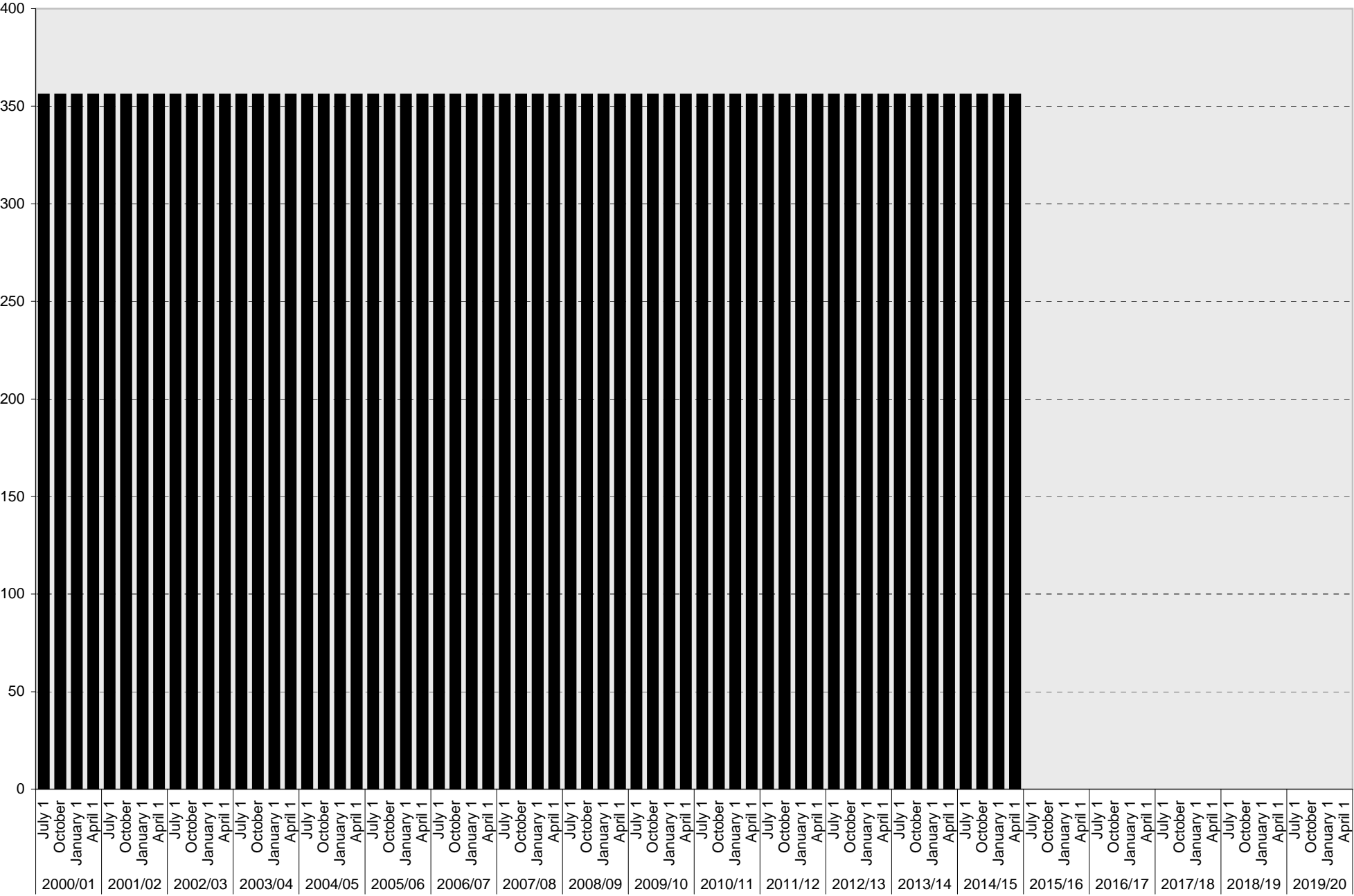
Lot P502: Reserved Parking Spaces



■ Reserved

University of California, San Diego Parking Space Inventory

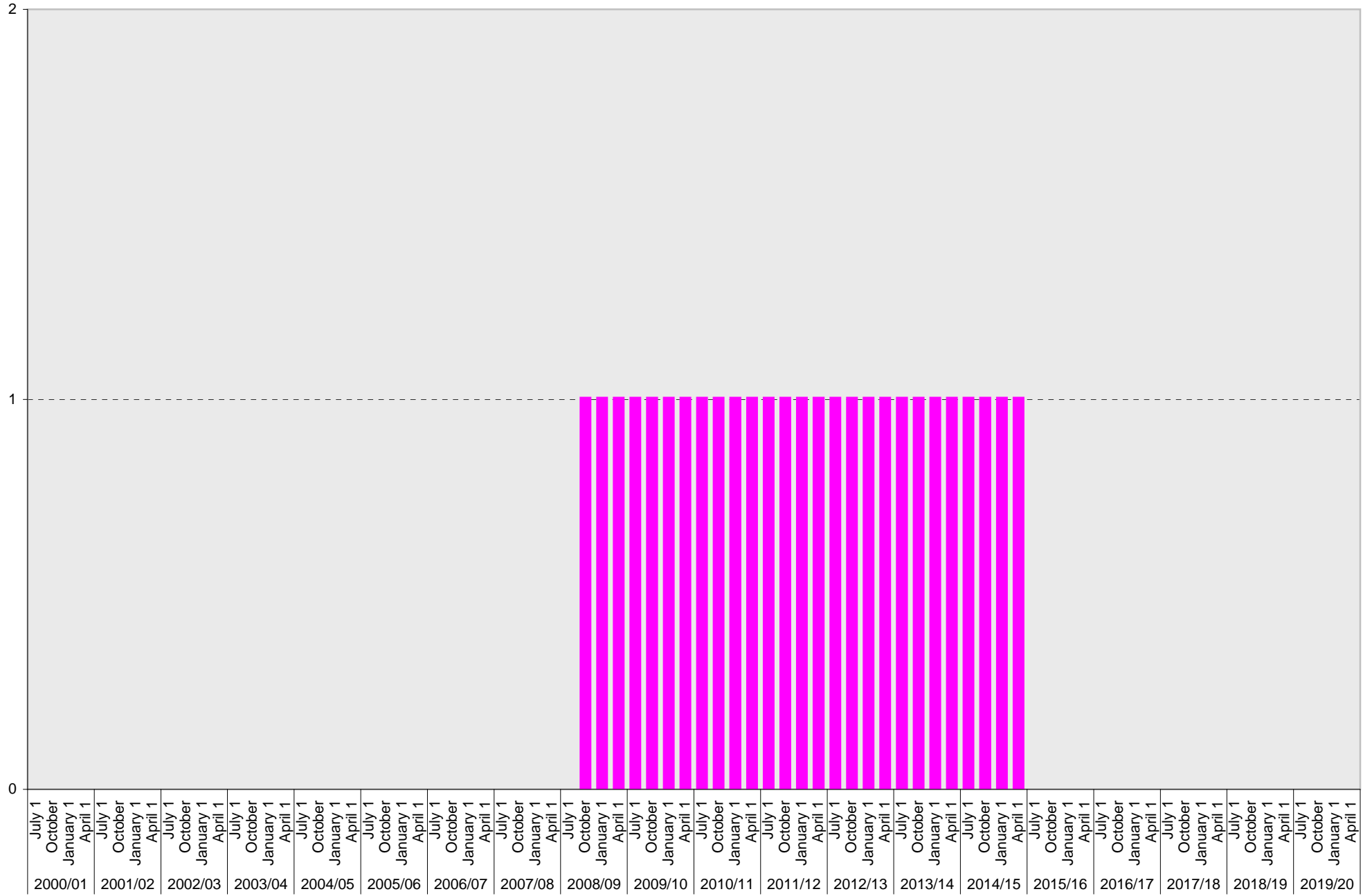
Lot P502: Total Parking Spaces



■ Total

University of California, San Diego Parking Space Inventory

Lot P502: Motorcycle Parking Sections



Motorcycle

University of California, San Diego Parking Space Inventory
Lot P502

Date		Parking Spaces										Motorcycle Parking Sections	
		A	B	S	Visitor	Reserved	Allocated	Accessible	UC Vehicle	Service Yard	Loading		Total
2000/01	July 1		156	185	4	4					6	355	
	October 1		156	185	4	4					6	355	
	January 1		156	185	4	4					6	355	
	April 1		156	185	4	4					6	355	
2001/02	July 1		156	185	4	4					6	355	
	October 1		156	185	4	4					6	355	
	January 1		156	185	4	4					6	355	
	April 1		156	185	4	4					6	355	
2002/03	July 1	101	167	73	4	4					6	355	
	October 1	101	167	73	4	4					6	355	
	January 1	85	183	73	4	4					6	355	
	April 1	85	183	73	4	4					6	355	
2003/04	July 1	85	183	73	4	4					6	355	
	October 1	85	183	73	4	4					6	355	
	January 1	85	183	73	4	4					6	355	
	April 1	85	183	73	4	4					6	355	
2004/05	July 1	85	183	73	4	4					6	355	
	October 1	85	183	73	4	4					6	355	
	January 1	128	207		10	4					6	355	
	April 1	128	207		10	4					6	355	
2005/06	July 1	128	207		10	4					6	355	
	October 1	128	207		10	4					6	355	
	January 1	128	207		10	4					6	355	
	April 1	128	207		10	4					6	355	
2006/07	July 1	128	207		10	4					6	355	
	October 1	128	207		10	4					6	355	
	January 1	128	207		10	4					6	355	
	April 1	128	207		10	4					6	355	
2007/08	July 1	128	207		10	4					6	355	
	October 1	128	207		10	4					6	355	
	January 1	128	207		10	4					6	355	
	April 1	128	207		10	4					6	355	
2008/09	July 1	128	207		10	4					6	355	
	October 1	128	207		10	4					6	355	1
	January 1	128	207		10	4					6	355	1
	April 1	126	207		10	6					6	355	1
2009/10	July 1	126	207		10	6					6	355	1
	October 1	126	207		10	6					6	355	1
	January 1	126	207		10	6					6	355	1
	April 1	148	185		10	6					6	355	1

University of California, San Diego Parking Space Inventory
 Lot P502: Visitor Parking Spaces

Date		Visitor Parking Spaces			
		Meter	Pay and Display	Pay by Space	Pay upon Exit
2000/01	July 1	4			
	October 1	4			
	January 1	4			
	April 1	4			
2001/02	July 1	4			
	October 1	4			
	January 1	4			
	April 1	4			
2002/03	July 1	4			
	October 1	4			
	January 1	4			
	April 1	4			
2003/04	July 1	4			
	October 1	4			
	January 1	4			
	April 1	4			
2004/05	July 1	4			
	October 1	4			
	January 1	10			
	April 1	10			
2005/06	July 1	10			
	October 1	10			
	January 1	10			
	April 1	10			
2006/07	July 1	10			
	October 1	10			
	January 1	10			
	April 1	10			
2007/08	July 1	10			
	October 1	10			
	January 1	10			
	April 1	10			
2008/09	July 1	10			
	October 1	10			
	January 1	10			
	April 1	10			
2009/10	July 1	10			
	October 1	10			
	January 1	10			
	April 1	10			

Date		Visitor Parking Spaces			
		Meter	Pay and Display	Pay by Space	Pay upon Exit
2010/11	July 1	10			
	October 1	10			
	January 1	10			
	April 1	10			
2011/12	July 1	10			
	October 1	10			
	January 1	10			
	April 1	10			
2012/13	July 1	10			
	October 1	10			
	January 1	10			
	April 1	10			
2013/14	July 1	10			
	October 1	10			
	January 1	10			
	April 1			12	
2014/15	July 1			12	
	October 1			12	
	January 1			12	
	April 1			12	
2015/16	July 1				
	October 1				
	January 1				
	April 1				
2016/17	July 1				
	October 1				
	January 1				
	April 1				
2017/18	July 1				
	October 1				
	January 1				
	April 1				
2018/19	July 1				
	October 1				
	January 1				
	April 1				
2019/20	July 1				
	October 1				
	January 1				
	April 1				

